

145th Year - 2025 Coffey County Fair

Exhibit Buildings Open to the Public
Thursday-Saturday 9 am to 9 pm

4-H: All schedules subject to change.
Watch for updates from the Extension Office.

Pre-Fair Events:

June 30 Online Pre-Entry Deadline for 4-H
Demonstrations, Fashion Revue, Sewing, Fiber Arts
and ALL 4-H/FFA animals.

Open Class Poultry Pre Entry

July 11 9 am 4-H Demonstrations/Consumer
Judging/Photography Judging/Crops Judging

July 14 Online Pre-Entry Deadline for ALL
4-H/FFA Exhibits

July 19 9am Shopping in Style, Western Heritage
Revue, Sewing and Textile Design Revue and
Sewing and Textile Design and Fiber Arts Judging
All at the 4-H Building, Kelley Park

July 19 4pm Hand Pet Show

4:30p Cat Show

5:15p Dog Show

July 21 8am-5pm 4-H/FFA Entry Drop Off

5pm Fair Cleanup

6pm Mandatory Livestock Meeting

By Appt Large Exhibit Drop off at 4-H Building

July 22 8am Rabbit Show

8am-Noon 4-H/FFA Entry Drop Off

6 pm Horse Show 4-H/Open Class-
Rodeo Arena

Wednesday, July 23rd:

7:30 am-1 pm Open Class Entries (Obtain Entry
Number in Fair Office)

8am-9am Check in Non-Conference Judging
Foods and Crops/Horticulture Exhibits

8am-5pm 4-H Judging
(4-H & Crops Building Closed to Public)

10:30-12:30 4-H Cloverbud entries & presentations

1 pm Open Class buildings closed

By 5 pm 4-H/FFA Livestock in the barns

-Schedule Continued Inside-

Burlington · Osage City
620-364-8472 785-528-3133
Waverly 785-733-2564
MEMBER FDIC

"Your Bank of a Lifetime"
24 Hours Day/7 Days a Week
www.fnbofks.com



Coffey County Farm Bureau

**The Voice of
Agriculture**



Visit us: www.kfb.org

Board of Directors:

President: Clay Rolf

Vice President: Ashton Birk

Board Members: Fran Force, Larry Skillman,
Travis Sipe, Jim Hadley, Julie Carden and
Justin Lutz

County Coordinator: Kristi Noonan

(620) 364-5341



Farm Bureau Financial Services



**Larry R. Gleue, LUTCF
Agent**

516 Neosho, PO Box 270
Burlington, KS 66839
(620) 364-5341
(620) 490-1140

4-H: All schedules subject to change.

Watch for updates from the Extension Office.

*Individual livestock barns closed to the public during species shows.

Wednesday, July 23 Continued:

5pm 4-H/FFA Livestock Weigh-in Begins
4-H Bake Sale in the Show Arena
6-8 pm Free Root Beer Floats by Coffey County
Farm Bureau East of Grandstands
7-9 pm Music In The Park: Jeff Gordon
“Country Outlaws” sponsored by
Coffey County Arts Council
8 pm Coffey County 4-H Ambassadors Event
Everyone is invited. Location TBA

Thursday, July 24:

8 am Poultry Show*
8:30 am Dairy Show*
9 am Meat Goat / Sheep*
10am - 4pm Rabbit Judging Contest at barn -
open to all, come and go Prizes Awarded
6 pm Bucket Calf Show*
7 pm Ranch Rodeo at Rodeo Arena

Friday, July 25:

9 am Beef Show*
9 am - 9 pm Giant Lite-Brite by Coffey County
Library at Kelley Hall
5-9 pm Axe Throwing by The Axe Shedd
6 pm Parade: Theme is “Boots, Roots, and Cattle
Chutes at the Coffey County Fair”
After the Parade:
● Sweet 6 & 16 - Grandstands
● Parade of Purples-Public Style Revue
outside of Kelley Hall
7 pm Pedal Power Tractor Pull
Sponsored by Coffey County Farm Bureau
(East of Kelley Hall)
7:30 pm Heroes Pull (south of playground)
Evening: Blow-up Archery sponsored by Jade Seed
and Outdoor Supply

Saturday, July 26:

7-9 am Central National Bank Fair Breakfast
(grandstand)
7 am Purple Ribbon Race 5K/10K Fun Walk,
Run, Bike sponsored by Kirchner Chiropractic
(East of Kelley Hall)
8 am Swine Show*

9am- 12pm Kids Fun Zone in the Park
 9am Hoola Hoop and Jump Rope Contest
 9:30am Money Dig sponsored by
 Citizen's State Bank
 10am Baby Contest sponsored by
 Life Care Center
 10:30am Foam Party
 11 am Kids Spray Down by
 Coffey County Fire Dept
 4 pm **Livestock Contest**
 7 pm Demolition Derby (Grandstands)

Sunday, July 27:

By Noon All animals released except
 Sale/Round Robin animals
 9 am Horseshoe Pitch (West of 4-H Bldg)
 9 am Worship Service (Show Arena)
 10:30 am Round Robin Showmanship
 2:30-4 pm Check out all building exhibits
 Open Class Premiums Pick Up in Kelley Hall
 (4-H Premiums will be given to club leaders)
 5 pm Award Ceremony for Static Exhibits
 in Show Arena
 5:30pm Bucket Calf Scramble
 6 pm Livestock Sale

Monday, July 28:

6 pm Fair Cleanup



Antique Tractor Display
 9 am-9 pm
 Wednesday the 23rd thru
 Sunday the 27th

Contact Richard Newkirk (620) 203-0065 to
 participate.

Please remember that any of these activities listed
 above are subject to change or cancellation. Please
 respect everyone that attends the county fair in
 regards to social distancing and sanitation.

Please watch for schedule updates on the Coffey
 County Fair Entertainment Facebook Page.

The Coffey County Fair Association has chosen an individual that we have lost in the last year to dedicate the 2025 Coffey County Fair to.

This individual had a large involvement as a board member, county agent and made numerous contributions to the Coffey County Fair for years.

This individual is

Warren Bell.

The Coffey County Fair Association and 4-H/FFA Programs would like to honor Mr. Bell and let his family know how much we appreciate the hours that he provided as a county agent, serving on the board and assisting at the Coffey County Fair.

The family of Warren W. Bell has graciously agreed to serve as the Parade Marshall at the Coffey County Fair on July 25, 2025.

Table of Contents

Thank You 2024 Premium Buyers	7
2025 4-H Award Sponsors	8
Parade Theme	9
Association Members	10
Association Committees	10
Open Class Superintendents	11
4-H Superintendents	12
General Rules	12
Department A-Horses	15
Department B-Beef Cattle	17
Department B1-Bucket Calf	17
Department C-Dairy Cattle	17
Department D-Swine	18
Department E-Sheep	18
Department F-Goats	19
Department G-Poultry	19
Department H-Rabbits	21
Department I-Dogs, Cats & Hand Pets	22
Department J-Farm and Garden	22
Department K- Fruits and Honey	26
Department L- Food Preservation	28
Department M- Food Preparation	30
Department N- Fancy Work	32
Department O- Clothing/Quilts	34
Department P- Arts and Crafts/ Photography	35
Department Q- Flowers	37
Department R- Booths	38
Department S- Education	38
Department T- Scouts	41
Department U- Collection	42
Department X- 4-H- FFA Youth Activities	45
Department Y- Agriculture Education	114
Department X-4-H-FFA, Youth Activities-	
Table of Contents	116
Parade Information	118

ATTENTION!

Be sure to pick up your open class premium checks
after picking up your exhibits at Kelley Hall.

Don't forget parade money, too.

NO MAILING OF PREMIUMS.

OPEN CLASS PREMIUMS WILL NOT BE
AVAILABLE AT EXTENSION OFFICE.

**4-H PREMIUMS WILL BE DISTRIBUTED BY
CLUB LEADERS AT CLEAN-UP NIGHT.**

THANK YOU TO THE 2024 PREMIUM BUYERS

Alan Wise & Everett Moddie Arnold's Greenhouse
Anipro Feeds-Robert Miller
Arb Cattle Company LLC
A. Crooks Farm & Construction Burlington Auto
Bahr Tire Bethel Farms
Brandon & Ashton Birk Burlington Rotary
Bluestem Farm & Ranch Supply
Bruce Davis Construction Burlington Vet Clinic
Beyer/Skiles Family Coffey County Farm Bureau
Central National Bank Citizens State Bank
Cook's Plumbing Crow-Moddie Chevy
Crow Moddie-Ford Cliff & Marcy Blow
Custom Application Drone Service
Crooks Seed & Supply Duck Wild Waterfowl
Economic Development EBL Welding
Eagle Creek Quarry Emporia Livestock Sales
East Ks Agri Energy Fowler Farms
Farm Bureau - Larry Gleue Foltz Farms
Friends of Travis Beyer First National Bank
Food & Fuel - Ottawa & Lebo Grandma Williams
Grandma Judy & Grandpa Joe Shoemaker
Grandma & Grandpa Gleue Harvester's Grill
Grandma & Grandpa Gifford Holly Myers
Gregg & Penny Gleue Hartford State Bank
Hoover's Thriftway Jerry Kunkel
John Kraft Family Kay & Ron Lankton
Lil G's Mini Storage-Joplin
Lebo Merchants Lehmann Organic Farms
LeRoy Coop Linsey Farms LLC
Mark Morrison Construction- Yates Center
McDonald Farms Mel's Tire
Murphy Agri LLC Neosho Valley Feeders
Perry Milling Prairieland Partners - Emporia
RC Trucking Rock Top Cattle Company
Raaf Land & Cattle Rodger's Oil
Ron & Kay Lankton
State Farm SEK Coop
Silo King Shane Curry
Tarwater Farm & Home
Vaughn Roth Land Brokers Waverly Insurance
Waverly Post Frame Wildcat Feeds
Yokum Farms

Thank you to anyone, not mentioned above, for
supporting the fair.

The Lake Region Solid Waste Authority is pleased to sponsor a Sustainability Recognition Award. They are looking to recognize projects that illustrate or promote the benefits of recycling and/or using recycled materials. Consideration is also given to projects that encourage composting, waste reduction, and/or landfill diversion. A custom yellow rosette and cash prize are awarded to the winners.

4-H AWARDS AND PRIZES SPONSORED FOR 2025

Arlene Seeman Memorial- Sponsor of New Ambassador Plaques

Level 1 Sponsorship (\$10.00 - \$30.00)

S2 Photo and Design 4 Rivers Electric Cooperative
 Brandon & Monique Hart
 CJ & Amy Foster Dave & Debbie Redding Family
 EBL Welding Edwin Lingo Memorial
 Francis G McDonald Memorial Kate Evans
 Freedom Club Lambs Kaylynn Vogts
 Glenn Thorne Memorial
 Jim & Donna Luney Family Lauren Hull
 Kenneth & Diane Spielman Liberty 4-H Club
 Lebo Building Materials Linsey Farms
 Megan Evans Kistner Lawn Care, LLC
 Sara Evans Steve & Carie Collins Family
 Steven & Kelcey Lamer Tip Top 4-H Club
 Travis & Kristi Vogts Family
 Wilkerson Cattle, Ralstin Wilkerson Family
 Curt & Karen Sergeant Family

Level 2 Sponsorship (\$40.00 - \$80.00)

Janel George Jeff & Rhonda Holmes Family
 Kevin Lutz Family Kyanna Lankton
 Larry & Joanna Clark Lehmann Family
 Lumberjack Crane Steven L Allen Memorial
 Reavis Family Smilin Thru 4-H Club
 Blackburn Surveying & Engineering LLC
 Ecton Farms Hali Nicole Photography
 Kyle & Hali Spielman Lankton Family
 Mark & Janella Newton RD & Cindy Linsey
 Crooks Feeding Supply Curt & Jole Palmer Family
 Foltz Farms-Jill & Pete Foltz Thomsen Farms
 Jeremy & Andrea Raaf Mike Bartlett Memorial
 Lane & Kalee Ikerd Family Neosho Valley Feeders
 Randy & Mary Lou Ponder
 Rice Livestock Otter Creek Embroidery
 Robert Bahr Family Shoemaker Family

Level 3 Sponsorship (\$90.00-\$150.00)

Alan Holmes Family	Beying Family
Birk Farms	
Duck Wild Waterfowl	CM Ranch
GW Rice Memorial	Seth Bell Family
Dustin & Janine Dorr Family	
Pearson Farms	Seaman Club Lambs
Sheriff's Office	Citizens State Bank
Tri-County Real Estate	TA Decker Family
Blue Ribbon 4-H Club	Chris & Denise Christy
A. Crooks Farms & Construction	
First National Bank of Kansas	
JaHa Farms Show Goats, Heather & Jamie Adams	
Stringtown Bombers 4-H Club	

Level 4 Sponsorship (\$160.00-\$190.00)

Ashley & Travis Krueger	
Dylan and Chelsea Evans	Barnhardt Family

Level 5 Sponsorship (\$190.00 - \$320.00)

LeRoy Coop	Erica Eddings
Coffey County Farm Bureau Board	

***We apologize in advance if we are missing
someone in this list.***

INTERESTED IN A BOOTH SPACE?

Contact Erika Steffens
(620) 203-1655

DEMOLITION DERBY

For entry information contact:
Promoter Chad Markley of Championship
Demolition Derby Association (785)
479-0996

PARADE THEME

“Boots, Roots, and Cattle Chutes at the
Coffey County Fair”

(See back of book for parade classes &
premiums)

Parade Marshall

Family of Warren W Bell

COFFEY COUNTY FAIR ASSOCIATION

MEMBERS

Vickie Stutesman- President

Austin Birk- Vice President

Erika Steffens- Secretary

Marie Hazlett- Treasurer

Landon Linsey

Sarah Rice

Ben Ernst

Todd Turner

Curt Sergeant

Karen Sergeant

Janine Dorr

Adam Moore

Rhett Gleue

Jonathan Hess

Dustin Dorr

Scott Birk

Adam Sowder

Clinton Sowder

Rhett Gleue

Autumn Birk

Ethan Rice

Ashton Birk

Mike Beying

Advisors-Extension Agents-

Jill Barnhardt, Cassidy Collins

FFA Advisors- Julie Carden, Eric Castle &

Dennis Becker

HONORARY BOARD MEMBERS

JoAnn Raaf

Jodie Mahoney

Rita Dawson

Mike Thorne

Dennis Polson Linda Polson

COMMITTEES

Entertainment: Autumn Birk, Austin Birk, Vickie Stutesman, Jonathan Hess, Scott Birk, Ben Ernst, Sarah Rice, Ethan Rice, and Erika Steffens

Grounds Labor, Bleachers, Fence: Jonathan Hess, Ben Ernst, Curt Sergeant, Landon Linsey, Austin Birk, Dustin Dorr, Ethan Rice, Adam Sowder, Adam Moore and Todd Turner

Publicity: Vickie Stutesman, Erika Steffens, Autumn Birk, Karen Sergeant and Sarah Rice

4-H Affairs: Jill Barnhardt, Cassidy Collins, Vickie Stutesman, Karen Sergeant, Sarah Rice, Clinton Sowder, Adam Sowder, Janine Dorr, Ashton Birk and Mike Beying

4-H Sale: Landon Linsey, Curt Sergeant, Ben Ernst, Jill Barnhardt, Scott Birk, Dustin Dorr, Rhett Gleue, Janine Dorr, Todd Turner and Mike Beying

Parade: Vickie Stutesman, Erika Steffens, Autumn Birk and Austin Birk

New Building Committee: Mike Beying, Curt Sergeant, Jonathon Hess, Landon Linsey and Dustin Dorr

Demo Derby: Clinton Sowder, Jonathon Hess, Scott Birk, Adam Moore, Erika Steffens, Adam Sowder and Rhett Gleue

Fair Book: Vickie Stutesman, Karen Sergeant, Cassidy Collins, Jill Barnhardt, Janine Dorr and Sarah Rice

Coffey Co. Commissioner & City Liaison: Marie Hazlett, Vickie Stutesman, Austin Birk and Erika Steffens

Coffey County Fair Association meets daily during the fair (Thursday through Sunday) at 2 pm in the Fair Office.

Thank You...

The Coffey County Fair Association would like to express their appreciation to all volunteers and supporters of the Coffey County Fair. Our Fair is the longest consecutively run fair in the State of Kansas. That is something for all the volunteers and supporters to be proud of. We especially thank the Coffey County Commissioners for their monetary help. The City of Burlington and employees provide extra efforts to prepare for the Fair. Thanks for the support of the livestock buyers and added premium donors. If you are exhibitors this year, please give those firms the benefit of your business whenever it is possible.

-Vickie Stutesman, President

OPEN CLASS SUPERINTENDENTS

Department A- Horses.....Ethan Rice & Jerry Rice
Department B- Beef Cattle.....Todd Turner
Department C- Dairy Cattle.....Mary Lou Ponder
Department D- Swine.....Dustin Dorr
Department E- Sheep.....Ashley Krueger
Department F- Goat.....Mary Lou Ponder
Department G-Poultry.....Bill Reavis
Department H-Rabbits.....Janel George
Department I-Dog/Handpet.....Aimee Ludlum
Department J-Farm & Garden.....Kelcey Lamer
Department K- Fruits & Honey.....Kelcey Lamer
Department L- Food Preservation...Ashley Smith
Department M- Food Preparation....Ashley Smith
Department N- Fancy Work.....Judy Stukey
Department O- Clothing/ Quits..Mary Ellen Paul
Department P- Arts & Crafts/Photography.....

Melissa Veatch

Department Q- Flowers..... Pam Hoyt
Department R- Booths.....Mary Lou Ponder

Department S- Education.....Darla Long
 Department T- Scouts.....Darla Long
 Department U- Collection.....Melissa Veatch

4- H/FFA SUPERINTENDENTS

Ag Mechanics/Woodworking.....Janella Newton
 Visual Arts.....Cindy Linsey
 Beef.....Todd Turner
 Bucket Calf.....Megan Wilson
 Clothing/ Knitting/ Crocheting....Kaylynn Vogts
 Dairy..... Mary Lou Ponder
 Entomology/ Geology/ Forestry/
 Rocktry/Electric/Wildlife.....Dawn Williams
 Fashion Revue.....Debbie Blackburn
 Foods.....Sara Evans
 Goats.....Mary Lou Ponder
 Interior Design/Educational.....Karen Sergeant
 Horse.....Ethan Rice & Jerry Rice
 Horticulture/ Crops/ Flowers.....Kelcey Lamer
 Pets.....Aimee Ludlum
 Photography.....Kyla Lankton
 Rabbits.....Janel George
 Poultry.....Bill Reavis
 Round Robin.....Jill Barnhardt
 Sheep.....Ashley Krueger
 Swine.....Dustin Dorr

GENERAL RULES

NOTE: New rules for the current year are highlighted.

1. Every animal or article on the grounds will be taken under the control of the association and every care will be taken for the safekeeping but, in no event shall the Coffey County Fair Association or its officers, Directors or members be held responsible for any loss or damage to the property or person or exhibitor or other persons while on the Fairgrounds (Kelley Park) whether said loss or damage shall arrive from accident or any cause whatsoever.
2. Entry cards may be picked up at Kelley Hall on entry day of the fair (Wednesday). The Open Class Entry Numbers will be assigned by the Open Class Coordinator in the Fair Office at Kelley Hall from 7:30 a.m. to 1 p.m. entry day. Indoor Entries in all Departments will close at 1 p.m. entry day. Youth Activities will close as shown in Department X.
3. Entries must be in their respective Exhibit Halls by 1 p.m. Wednesday with tags attached. Classes may be determined at the discretion of the superintendent.

4. Competition for Open Class Premiums is open only to Coffey County residents. Out-of-county residents may enter in the fair, but will not be awarded premiums unless they participate in Coffey County 4-H. Any article, which has won a first premium at this fair, is barred.

5. Limit of one entry per class per exhibitor, except where more are allowed under department rules.

6. All entries must be made by, grown by or fed by, the handiwork and the bona fide property of the exhibitor. **Exhibits must be the result of current year's work unless class specifies otherwise.**

7. The Association will provide cash awards of \$4.00 for 1st; \$3.00 for 2nd; \$2.00 for 3rd for each class in Open Class Departments, except Booths, which are noted. Open Class Education Boys and Girls, and Dogs, Cats, and Hand Pets will be awarded the same as Open Class, except all entries receiving 1st, 2nd or 3rd will receive a participation ribbon. Premium will be prorated in case of insufficient funds. Scouts' division- does not receive premiums- ribbons only.

8. Premium checks are to be claimed Sunday evening at Kelley Hall for Open Class. 4-H Premium Checks will be given to club leaders Sunday and distributed to 4-Hers at Fair clean-up Monday evening. All exhibits must be removed by 5 p.m. and any exhibits left on the grounds after 5 p.m. on closing day are left at the owner's risk. Exhibits can be picked up at the Extension Office for 4-H and contact Open Class Coordinator-Mary Lou Ponder for Open Class exhibits.

9. Fair management reserves the right to withhold premiums in every case in which it shall appear that the rules have not been complied with or that fraud or deception has been practiced or attempted. The Board of Directors reserves the sole, absolute and final right to determine arbitrarily any matters, questions and differences.

10. Judges' decisions shall be final, subject to protest. In case of protest in the Open Class Division, the Board of Directors will make the Award or appoint a committee to do so. All protests shall be made in writing to the Fair Office, within 24 hours following the occasion of the protest.

11. The Board of Directors' meeting will convene in the Fair Office at 2:00 p.m. each day (Thursday through Sunday) of the Fair.

12. Kelley Park is owned by the City of Burlington and is governed by the Laws of the City and the

Rules and Regulations of the Coffey County Fair Association during the time it is used for the fair.

13. The sale or possession of intoxicating drinks and gambling of any form is prohibited.

14. All exhibits competing for premium must remain in place and may not be removed before the official release time, as specified in the Fair schedule printed elsewhere in the Fair Book, without consent of the President or Secretary.

15. Barns, pens and space are the charge of Fair Management who will assign them to the best advantage of the Fair.

16. No Exhibitor or 4-H Club is allowed to sublet or sell any space, stall, pen, coop, or camping spot privilege without written permission from Fair management.

17. All 4-H and Open Class entries must be at fairgrounds from check-in time on entry day to release time on check-out day with the following exceptions. 4-H horses and lactating dairy cows/dairy goats are allowed to come the day of show and leave the same day. Open Class beef, bucket calves, goats, horse, sheep and swine will arrive and depart the day of their respective show.

All exhibitors (4-H and Open) must clean up their space.

18. When there are two or more entries in a class from one herd or flock or home, only one premium will be given, unless there is other competition, or in the opinion of the judge, a second premium should be given. Diseased animals and fowl will be barred. Animals with active lesions, ringworm, or multiple warts will not be permitted to show.

19. The Kansas Poultry Disease Act requires that all poultry, except waterfowl, going to public exhibits show proof it is free from pullorum-typhoid diseases. A negative blood test will be required every 5th year. Coffey County will be testing this year on June 25, 2025 from 5-7 PM at the Crops Building on the fairgrounds. A representative of the Kansas Poultry Association or the State Livestock Commissioner may inspect the poultry exhibits.

20. All livestock will be required to adhere to the most current Kansas Department of Animal Health "Requirements for Kansas County Fairs" Kansas General Health Requirements:

"All animals are subject to examination by the exhibition staff or their representatives, and shall be free of clinical signs of infectious or contagious disease. Animals determined by Exhibition Staff to have not met listed requirements will not be permitted to exhibit."

Livestock originating from other states should follow all KDAH import requirements. The important requirement list is available by calling KDAH at (785) 296-2326 or at <https://www.agriculture.ks.gov/divisions-programs/division-of-animal-health>.

A CVI (certificate of veterinary inspection) is not required for exhibit at the Coffey County Fair.

21. No hay or bedding is allowed in the Swine Barn. Feed pans need to be used to feed swine; hanging pans are encouraged. Do not feed pigs on the ground. **DISCARD ZIP TIES in TRASH CANS ONLY!**

Feeding of hay in the Beef Pavilion is discouraged. Hay bags or show feed boxes are encouraged if hay is fed. Exhibitors are responsible for removing all hay from contaminating the cedar fiber bedding.

22. All animal exhibitors (excluding large beef) are to provide their own approved bedding for their animal(s). The type of bedding must be approved by the species superintendent. Poultry bedding **MUST BE WHITE PINE** wood shavings. Large Beef exhibitors will be charged a \$15 stall fee to cover expenses for cedar fibers.

23. Open class exhibited animals are not allowed to be sold at the 4-H/FFA Premium Livestock Sale on Sunday.

DEPARTMENT A - HORSES

1. Base date for computing the age of horses shall be January 1 of the year it was born.
2. Kansas 4-H Horse Show Rules will be in effect. Class descriptions and guidelines can be found in the 4-H Horse Shows and Events Handbook available at the Extension Office.
3. **Negative Coggins test is required for all entries and due at entry on the day of show.** Horses shall meet the current general requirements as set forth by the KDA Division of Animal Health. A negative test for equine infectious anemia (Coggins Test) within 12 months prior to exhibit is required.
4. Entries from out-of-county are welcome to show for ribbons only.
5. Horses must be pre-entered and properly filled out entry cards for classes **submitted one hour prior to show time. NO EXCEPTIONS.** Entry cards and show numbers will be available from the superintendent at the arena.
6. NO Stallions over one year of age allowed on the Show grounds.

7. Horses may be shown in only one halter class, 7. All exhibitors should dress themselves in good working attire representative of that worn by horsemen and horsewomen in the respective classes. Long pants and long-sleeved shirt or blouse, western hat and western boots must be worn in western classes. NO CAPS. Gloves, ties, jackets, spurs and chaps are optional.
8. Entrants participate and horses entered at individuals / owner's own risk.
9. Performance Classes will be split into "Youth" (youth up to 14 yrs) and "Adult" (15 yrs and older) age categories.
10. Open Class Horse Show and 4-H Horse Show will be ran together. The age to participate in the open class horse show is 7 years or older in all classes except for the Stick Horse Race and the Parent Lead. Speed events for open class exhibitors will be ran during the Shodeo with ages 6 and under to adults being able to participate.

DIVISION 1 - HALTER

Horses will be entered and judged according to type (ie STOCK TYPE includes but not limited to Quarter Horse, Paint, Palomino, Buckskin, Appaloosa. NON-STOCK TYPE: Arabian, Morgan, Thoroughbred, American Saddlebred, Tennessee Walker. PONIES are horses less than 56" in height)

Non-Stock / Stock Type Horses

Class

1. Geldings - all ages
2. Mares - all ages

Ponies less than 56"

Class

3. Geldings - all ages
4. Mares - all ages

Draft Horses

Class

5. Geldings - all ages
6. Mares - all ages

Mules and Donkeys

Class

7. Males - All Ages
8. Females - All Ages

DIVISION 2 - PERFORMANCE

Class

9. Stick Horse Race-6 yrs old & younger
10. Parent Lead - 6 years old and younger, may not enter Walk Trot
11. Walk-Trot- Youth to 14 years but

- may not enter Western Pleasure
12. Pony Pleasure- Youth to 14 years
 13. Ranch Horse Pleasure- all ages
 14. Western Horsemanship- all ages
 15. Trail- all ages
 16. Reining- all ages
 17. Pole Bending-all ages
 18. Barrel Race- all ages
 19. Flag Race- all ages

DEPARTMENT B- BEEF CATTLE

The base dates for Computing ages of breeding cattle of the beef breeds shall be September 1 for seniors and January 1 for juniors. The Kansas Department of Agriculture Division of Animal Health (KDAH) requires no tests on cattle and bison of Kansas origin. Cattle determined by exhibition staff to have lesions of ringworm, warts or invested with mange will not be permitted to show.

Division 1- Shorthorn

Division 2-Hereford

Division 3- Aberdeen Angus

Division 4- AOB

Class

1. Cow, over 3 years old
2. Heifer, 2 years old and under three
3. Heifer calf 1 year old and under two
4. Heifer calf under 1 year
5. Champion Female- Ribbon
6. Steer
7. "Lil Tykes" Showmanship - youth 6 years and younger - may use a 4-H animal shown

DEPARTMENT B1- BUCKET CALF

Class

1. "Lil Tykes" Showmanship – youth 6 years and younger – may use a 4-H animal shown

This class will show after the 4-H 1st Year Bucket Calves.

DEPARTMENT C- DAIRY CATTLE

The base dates for computing ages of breeding cattle of the dairy breeds shall be July 1 for seniors and January 1 for juniors.

The Kansas Department of Agriculture Division of Animal Health (KDAH) requires no tests on cattle and bison of Kansas origin. Cattle determined by exhibition staff to have lesions of ringworm, warts or infested with mange will not be permitted to show.

Any artificially sired heifer, grade of purebred is eligible for exhibit in Artificially Sire Heifer Classes.

Exhibitors must present Breeding Receipts. No animal may be awarded two premiums.

DIVISION 1- Holsteins DIVISION 2- Ayrshire
DIVISION 3- Guernsey
DIVISION 4- Brown Swiss DIVISION 5- Jersey
DIVISION 6- Milking Shorthorn

Class

1. Heifer calf dropped after Sept. 2024
2. Yearling dropped between Sept. 2023-Aug. 2024
3. Two year old dropped between Sept. 1, 2022 and Aug. 31, 2023
4. Three year old or older dry cow
5. Three year old or older currently milking
6. Champion Female- Ribbon
7. Two animals, either sex, any age, the products of one cow.
8. Artificially sired heifer, grade or purebred.
9. "Lil Tykes" Showmanship – youth 6 years and younger – may use a 4-H animal shown

DEPARTMENT D- SWINE

Ages must be computed from September 1 for seniors and March 1 for juniors. Swine originating in Kansas must meet the general requirements.

Kansas has obtained Stage V status in the National Pseudorabies Program and the state is classified free of swine brucellosis. Negative pseudorabies and brucellosis tests are not required for Kansas origin swine. Exhibitors must give a date of farrow when entry is made and the entry tag must show exact age.

DIVISION 1- Poland China
DIVISION 2- Spot
DIVISION 3- Duroc DIVISION 4- Chester White
DIVISION 5- Hampshire DIVISION 6- Yorkshire
DIVISION 7- Berkshire DIVISION 8- Landrace
DIVISION 9- Other Breeds

Class

1. Gilt under 1 year
2. Gilt over 1 year
3. Sow over 1 year
4. Champion female of Breed- Ribbon
5. "Lil Tykes" Showmanship- youth 6 years and younger may use a 4-H animal shown
6. Barrow

DEPARTMENT E- SHEEP

In addition to general health requirements, all sheep shall:

- * Be free of any signs of sore mouth.
- * Be free of signs of active fungal (ringworm) infection, including club lamb fungus.

* Be identified with an official USDA premises identification tag. Lambs under eight weeks accompanying their dams are exempt from tagging requirements.

DIVISION 1- Hampshire

DIVISION 2- Shropshire

DIVISION 3- Suffolk

DIVISION 4- Southdown

Class

1. Ewe under 1 year
2. Ewe 1 year and under 2
3. Ewe 2 years and over
4. Championship ewe of breed- Ribbon
5. "Lil Tykes" Showmanship- youth 6 years and younger may use a 4-H animal shown
6. Wether

DEPARTMENT F- GOATS

In addition to the general health requirements, all goats shall:

- * Be free of any signs of sore mouth.
- * Be free of signs of lesions of ringworm, warts or infestation of mange.
- * Be identified with a registered tattoo or an official USDA premises identification tag. Kids under eight weeks of age accompanying their dams are exempt from identification requirements. Goats identified with registration tattoos must have registration papers for these animals, available for inspection if requested.

DIVISION 1- Meat Goats

DIVISION 2- Dairy Goats

Class

1. Market wethers and doelings
2. Doeling 1 year and under 2
3. Doe 2 years and over
4. "Lil Tykes" Showmanship- youth 6 years and younger may use a 4-H animal shown
5. Wether

DEPARTMENT G- POULTRY

Special Award Dave Redding Family

Grand Champ \$10 Res Champ \$5

1. It is highly recommended that Open Class Poultry be PRE-ENTERED by the deadline set forth by the Coffey County Extension Office on **June 30th** to arrange for adequate coop space. During the fair week all exhibits will be under the supervision of the superintendent and their assistants. The Fair Association will furnish uniform wire coops free of

charge. Exhibitors are to provide their own bedding, feed and care for their birds for the duration of the fair. Bedding is to ONLY be WHITE PINE SHAVINGS and IS NOT to be stored in the barn at all. No feed is to be stored in the barn unless kept in a plastic tote-type container with a snug-fitting lid. The Fair Association will not be responsible for loss or accident to birds from any cause whatsoever.

2. All poultry except waterfowl exhibited are required to show proof of being P-T clean by one of the following:

- Originate from a certified U.S. Pullorum-Typhoid clean flock

- Test negative at check-in of the county fair when the county has been designated by KDA-DAH for surveillance. Routine surveillance testing will be performed for each county fair a minimum of once every 5 years. Coffey County is required to test in 2025. A Pullorum testing date has been scheduled for June 25th at the fairgrounds.

Birds showing signs of disease the day of the show will be excluded from showing.

3. All exhibitors are responsible for cleaning cages, watering & feeding their birds at least daily.

4. All eggs laid during the week by birds on exhibition will be the property of the association and will be sold and the proceeds will be given to 4-H Council and earmarked for use for the Poultry Judging Team.

5. Birds entered as singles cannot compete for pen prizes, nor birds entered in pens for single prizes. A pen consists of two females and one male. If deemed necessary by the superintendent, up to three birds from the same flock may be placed in a coop.

6. All judging will be by comparison according to rules of the American Poultry Standard of Perfection. In case of only one entry in any class, second money will be paid unless the bird is worthy of first place. The term 'cock' and 'hen' applies to birds hatched prior to this year; 'cockerel' and 'pullet' to birds hatched during this year.

DIVISION 1 - CHICKENS

Class

1. Standard breeds – Large Fowl – One young birds of either sex

2. Standard breeds – Large Fowl – One old birds of either sex

3. Standard Breeds – Bantams – One young bird of either sex

4. Standard Breeds – Bantams – One old bird of either sex

5. Production Pullets - Pen, 3 Standard bred, Crossbred or Strain cross pullets to be judged on egg production qualities only.
6. Production Hens – Pen, 3 Standard bred, Crossbred or Strain cross hens to be judged on egg production, qualities only.
7. Dual Purpose pullets – Pen, 3 Such as Rhode Island Reds, New Hampshire, Plymouth Rocks, etc.
8. Dual Purpose Hens – Pen, 3 Such as Rhode Island Reds, New Hampshire, Plymouth Rocks, etc.
9. Meat-type Chickens-Pen, 3 Standard bred, crossbred, or stain cross birds of the same sex to be judged on meat production qualities only.

DIVISION 2 - TURKEYS

10. Turkeys, all breeds – 1 bird of either sex

DIVISION 3 - DUCKS.

11. Ducks, Call or Bantam, all breeds – 1 bird of either sex

DIVISION 4 - GEESE

12. Geese, specify breeds – 1 bird of either sex.

DIVISION 5 - PEACOCKS

13. Peacocks (one bird either sex)

DIVISION 6 - EGGS

Class

14. Dozen White eggs
15. Dozen Brown eggs
16. Dozen Blue or green eggs

DIVISION 7 - PIGEONS

17. Pigeons (identify breed on entry card)

DIVISION 8- QUAIL

Class

18. Pen of six

DIVISION 9- NOVELTY

Class

19. Poultry (no limit to number of entries)
20. “Lil Tykes” Showmanship-youth 6 years and younger may use a 4-H animal shown.

DEPARTMENT H- RABBITS

*Refer to 4-H Youth Section Rabbits under
Department X.*

Only open to purebred rabbits.

Exhibitors are to provide their own bedding, feed
and care for the rabbits during the fair.

**Special Award Hartner Family
Grand Champ \$10 – Res. Champ \$5**

Division 1- American

Division 2- Californias

Division 3- Champagne D ‘Argente

Division 4- Mini Satin

Division 5- New Zealand

Division 6- Havana

Division 7- Holland Lop

Division 8- Silver Fox

Division 9- Purebred other

Division 10- Crossbred

Class

1. Sr. Doe 2. Intermediate Doe (see 4-H Class 906)
 3. Jr. Doe 4. Sr. Buck
 5. Intermediate Buck (see 4-H Class 906)
 6. Jr. Buck
 7. Meat Class, 3 rabbits (wt. 3.5 to 5.5 lbs each)
- Meat class can not be over 70-75 days of age.

Division 11- Novelty

Class

8. Rabbit (no limit to number of entries)
9. “Lil Tykes” Showmanship-youth 6 years and younger may use a 4-H animal shown but premium awarded.
10. Youth Showmanship 7 to 18 of age
11. Adult Showmanship

**DEPARTMENT I- DOGS-CATS and HAND
PETS**

*See section 7 in 4-H Youth Department X for rules
and Health requirements (only first, second, third
premium given in each category)*

DIVISION I- Dogs

Class

1. Puppy
2. Showmanship
3. Obedience

DIVISION 2- Cats

DIVISION 3- Hand Pets

DEPARTMENT J - FARM AND GARDEN

No exhibitor may make more than one entry in any number in this department, but may enter as many numbers as desired.

Exhibits must be in clear glass jars when so required in the list. Exhibits not in designated containers will not be judged.

Exhibits in this department will be on display in the old 4-H Building.

These businesses have generously donated additional premiums as listed.

First National Bank of Kansas

Wheat \$12.00, \$8.00, \$5.00

James W. Ingwersen Memorial

Overall Best 10 ears of corn \$12.00, \$8.00, \$5.00

Rolf Seed, LLC

Best Single Ear Exhibit \$12.00, \$8.00, \$5.00

Jade Seed Company

Tallest Stalk of Corn \$12.00, \$8.00, \$5.00

Anonymous Coffey County Sponsor

Best milo head \$12.00, \$8.00, \$5.00

LeRoy Co-op

Soybean Plants \$12.00, \$8.00, \$5.00

NAPA Auto Parts

Prairie Hay \$10.00, \$6.00, \$4.00

Central National Bank

Outstanding Farm Exhibitor \$12.00, \$8.00, \$5.00

Arnold's Greenhouse

Outstanding Garden Exhibitor \$12.00, \$8.00, \$5.00

Strawder's and Daughters

Individual Garden Display \$12.00, \$8.00, \$5.00

Hoover's Thriftway

Organization Garden Display \$20.00, \$13.00, \$7.00

Chrisman Hardware

Kids Decorated Vegetable or Fruit
\$5.00, \$3.00, \$1.00 (each class)

Jade Seed Company

Tallest Tomato Plant with Tomatoes
\$12.00, \$8.00, \$5.00

**DIVISION 1- Small Grain, Legume, Grass
Class**

1. Quart jar soft winter wheat, any variety
2. Quart jar hard winter wheat, any variety
3. Quart jar oats, any variety
4. Quart jar barley, any variety
5. Quart jar alfalfa seed, any variety
6. Quart jar sweet clover, any variety
7. Quart jar red clover, any variety
8. Quart jar Korean Lespedeza, any variety
9. Quart jar soybean seed, any variety
10. Quart jar brome grass seed, any variety
11. Fescue, any variety.

DIVISION 2- Corn

Grand Champion 10 ears corn exhibit, any variety
chosen from winners in this division.

Class

12. 10 ears yellow Hybrid corn
13. 10 ears white Hybrid corn
14. 10 ears of corn, any variety

15. One ear white corn
16. One ear yellow corn
17. Longest ear of corn
18. 10 ears yellow popcorn
19. 10 ears white popcorn
20. 10 ears sweet corn, mature
21. Tallest stalk of corn with ears

DIVISION 3- Sorghum

Class

22. 10 heads Hybrid milo
23. Best milo head
24. 10 heads forage sorghum

DIVISION 4- Silage

Class

25. Silage to be shown in capped clear gallon jar

DIVISION 5- Soybeans

Class

26. Soybeans, 5 plants, leaves and roots intact, variety should be named

DIVISION 6- Hay

- Class** (8 inch thick section from a bale)

27. Flake of Prairie Hay
28. Flake of Alfalfa Hay
29. Flake of Red Clover Hay
30. Flake of Lespedeza Hay
31. Flake of Brome Grass Hay
32. Flake of Fescue Hay

DIVISION 7- Vegetables

Plate must contain five. Outstanding garden exhibitor determined by most points. Blue Ribbon- 5 pts; Red ribbon- 3 pts; White ribbon- 1pt.

Class

33. Biggest Tomato
34. Plate Red Tomatoes (5)
35. Plate Yellow Tomatoes (5)
36. Plate Cherry Red Tomatoes
37. Plate of Yellow Cherry Tomatoes (5)
38. Plate of Stuffing Tomatoes (5)
39. Plate of White Potatoes (5)
40. Plate of Red Potatoes (5)
41. Biggest Potato (1)
42. Biggest Sweet Potato (1)
43. Plate of Sweet Potatoes (5)
44. Largest Pumpkin (1)
45. Best Pumpkin (1)
46. Plate Turnips-trim to 1 inch stems (5)
47. Largest Squash (1)
48. Best Winter Squash (1)
49. Best Summer Squash (1)
50. Plate of Squash (5)
51. Plate of Beets-trim to 1 inch stems (5)
52. Plate of Carrots-trim to 1 inch stems (5)

53. Plate Parsnips-trim to 1 inch stems (5)
54. Largest Watermelon (1)
55. Best Watermelon (1)
56. Cantaloupe (Muskmelon) (1)
57. Honeydew Melon (1)
58. Plate of Cucumbers (5)
59. Display of Rhubarb, don't remove leaves (5)
60. Plate of Onions, do not peel (5)
61. Plate of Garlic (5)
62. Head of Cabbage, leave wrapper leaf intact (1)
63. Plate of Sweet Peppers (5)
64. Plate of Hot Peppers (5)
65. Plate of Okra (5)
66. Best Eggplant (1)
67. Plate of Peanuts (12)
68. Plate of Snap beans, do not remove stems (12)
69. Plate of Shelled Beans, any variety (20)
70. Edible Sweet Corn, leave husk on (5)
71. Vegetables, any vegetable not listed above (5 or more)
72. Best Decorated Vegetable
73. Plate of Gourds (5)
74. Display of Gourds, three or more varieties (two foot square)
75. Largest Sunflower (1) mature
76. Best sunflower (1) mature or immature
77. Photo of Tallest Tomato Plant w/ Tomatoes
Submit photo(s) of the tallest tomato plant with tomatoes naturally growing on the plant. Photos to be mounted on poster board.

DIVISION 8- Garden Displays

Class

77. Individual Garden Display-eligible for premium for following requirements: Display area will be limited to 2 feet by 2 feet, with a height of 15 inches. Display must contain five or more vegetables, fruits, and other garden produce listed in Departments I and J. Large vegetables limited to one (melons, pumpkins, etc.) Medium sized vegetables and fruits should not have less than three items. Small vegetables and fruits should contain at least ten pieces. Containers may be used, but no preserved fruit or vegetables will be allowed.

78. Organization's Garden Display-eligible for premium for following requirements: Display area limited to 3 feet by 3 feet, with a height of 30 inches (table) or 60 inches (floor). Must contain not less than 10 but no more than 15 vegetables, fruits, or other garden produce listed in Departments I and J. Large vegetables will be limited to not more than two items (melons, pumpkins, etc.) Medium vegetables and fruits should contain not less than six

pieces per variety (tomatoes, potatoes, apples, etc.) Small vegetables and fruits should have not less than 10 pieces per variety. Shelves, containers, jars, flowers, art and craft items, and mechanical devices may be used for display purposes but will not be considered in the judging. The quality and arrangement of garden produce will represent 100% of the award.

79. Novelty Garden Produce (no limit to number of entries)

DIVISION 9- Kid's Decorated Vegetable or Fruit

The following classes are open to children, kindergarten through fifth-grade. Enter in class you just completed. Entry cards with exhibitor number must be completed for this division.

All entries will receive a participation ribbon plus three place ribbons will be awarded with cash prizes of \$5, \$3 and \$1. All judging will be done by a celebrity panel. All entries must be received by 1:00 p.m. Wednesday, the first day of the Fair. All entries must remain until after 2:30 p.m. Sunday, the last day of the Fair. Premiums will be paid out by the Open Class Coordinator on Sunday at Checkout.

Each participant can enter only one item. Judging will be based on neatness of overall appearance and originality. Each grade will be judged as a separate class.

Class P- Pre-Kindergarten

Class K- Kindergarten

Class 1- 1st

Class 2- 2nd

Class 3- 3rd

Class 4- 4th

Class 5- 5th

Department K - Fruits & Honey

The Superintendent and assistants will give you all the information you need and will place your exhibits in the best possible manner; all exhibitors should follow these instructions in getting fruit ready for the fair.

Avoid, as much as possible, all specimens with blemishes of any kind. All blemishes lower the value of the exhibit. Do not remove the stem.

Select, as much as possible, specimens of bright color, large size, smooth clear skin and even shape. Handle with care so as to preserve from injury. A proper way to handle specimens is to separately wrap each specimen in paper.

Five specimens of large fruit and as many small fruits are necessary to make a respectable showing

and will be required for each plate. Extra specimens should be brought to fill up the plate in case of injury to any others.

A separate lot must be shown on display.

All fruits intended for premiums must be correctly named and labeled.

No exhibitor will be allowed to change any fruit after it has been received by the superintendent or assistant and placed.

Premiums will be paid on all varieties correctly named in each class. All specimens must be this year's product.

Division I- Fruits

Class

1. Plate apples, any correctly named variety (5)
2. Plate pears, any named variety (5)
3. Plate peaches, any named variety (5)
4. Plate of plums, any named variety (5)
5. Plate of grapes
6. Plate of quinces (5)
7. Plate of crab apples (5)
8. Plate of blackberries
9. Plate of apricots (5)
10. Plate of cherries
11. Plate of gooseberries
12. Any other fruit

Division 2- Honey

Class

13. Comb Honey
14. Strained Honey
15. Honey Display

SPECIAL AWARDS OVERALL- FOR FAMILY & CONSUMER SCIENCES

Quilts- In Store gift certificates at Silver Threads and Golden Needles First-\$10, Second- \$6 and Third- \$4

- \$10 most original quilt with use of color and design, by Linda Polson.

Clothing- First- \$12; Second- \$8; Third- \$5; by Citizens State Bank, Gridley- New Strawn- Burlington

Flowers- Gift certificates provided by Strawders & Daughters First- \$20 and Second- \$10

Needlework- Overall Needlework-\$15 by Rocky Acre Buildings

Arts and Crafts- Overall Fine Arts-\$15 by Holtz Community Foundation, Burlington

Pastries and Breads- Adult Division Yeast Breads: First- \$7; Second- \$5; Third-\$3 by First National Bank of Kansas, Burlington- Waverly. Jr.

Division-16 and Under Any Baked Product:

First-\$5; Second-\$3; Third-\$2 by First National Bank of Kansas, Burlington-Waverly.

Jellies- First- \$7; Second- \$5; third \$3 by Farmers State Bank, Aliceville- Burlington-Lebo.

Canned Goods- First- \$7; Second- \$5; Third- \$3 by Farmer State Bank, Aliceville- Burlington-Lebo

DEPARTMENT L FOOD PRESERVATION

Only jellies, preserves, butters, canned fruits, vegetables, meats and etc. made within the past 12 months are eligible.

No Exhibitor may make more than one entry per class with entries made and entered by the owner.

Exhibitors are required to use quart or pint jars for fruits and vegetables. Exhibitors may use pints, ½ pints, or standard jelly jars for preserves and jelly classes. Jars should be sealed, and processed. Jars must have new lids and rings. No paraffin to seal jams and jellies.

Only clear standard canning jars will be accepted. No colored jars. Colored lids/rings can be used on clear jars. Jars may be opened for judging.

DIVISION 1- Jelly

Class

- | | |
|---------------|-------------------|
| 1. Apple | 2. Blackberry |
| 3. Gooseberry | 4. Grape, ripe |
| 5. Plum | 6. Raspberry |
| 7. Crabapple | 8. Any Wild Fruit |
| 9. Other | |

10. Display to be judged on the number of varieties and quality of product. Exhibits must include at least five varieties.

DIVISION 2- Preserves & Jams

Class

- | | |
|--------------------|----------------|
| 11. Apple | 12. Blackberry |
| 13. Cherry | 14. Gooseberry |
| 15. Grape | 16. Peach |
| 17. Plum | 18. Pear |
| 19. Quince | 20. Crabapple |
| 21. Strawberry | 22. Raspberry |
| 23. Tomatoes, ripe | 24. Watermelon |
| 25. Muskmelon | 26. Apricot |
| 27. Other | |

28. Display to be judged on the number of varieties and quality of product, the exhibit must include at least five varieties.

DIVISION 3- Butters

Class

- | | |
|-----------------|------------------|
| 29. Apples | 30. Plum butter |
| 31. Pear butter | 32. Grape butter |

33. Peach butter
34. Other
35. Display to be judged on the number of varieties and quality of product, the exhibit must include at least five varieties.

DIVISION 4- Canned Fruit

Class

- | | |
|---------------------|--------------------|
| 36. Apples | 37. Cherries, bing |
| 38. Cherries pitted | 39. Gooseberries |
| 40. Grapes | 41. Peaches |
| 42. Pears | 43. Plums |
| 44. Raspberries | 45. Strawberries |
| 46. Crabapples | 47. Apricots |
| 48. Blackberries | 49. Applesauce |
| 50. Other | |
51. Display to be judged on the number of varieties and quality of product. Exhibit must indicate at least five varieties

DIVISION 5- Canned Vegetables

Class

52. Shelled green beans
53. Yellow snap beans
54. Snap beans
55. Tomatoes, cold pack
56. Tomatoes, hot pack
57. Lima beans
58. New peas and potatoes
59. Peas, pint
60. Plain beets
61. Canned greens
62. Canned rhubarb
63. Canned corn, pint
64. Canned carrots
65. Canned pumpkin
66. Canned new potatoes
67. Other
68. Display of canned vegetables, to be judged on number of varieties and quality of product. Must be at least five varieties in the display.

DIVISION 6- Dehydration

Class

69. Dried Fruit or Vegetable $\frac{1}{2}$ - $\frac{3}{4}$ cup
70. Fruit Leather 3 pieces, 4-6 inches in length
71. Jerky (3 pieces) 1 inch width by 3-inch length

DIVISION 7- Miscellaneous

Class

- | | |
|--|------------------------------|
| 72. Tomato sauce | 73. Pickled beets |
| 74. Pickled okra | 75. Pickled pears |
| 76. Pickled peaches | 77. Pickled apples |
| 78. Pickled onions | 79. Relishes |
| 80. Tomato catsup | 81. Pickled cucumbers, sweet |
| 82. Pickled cucumbers, dill | |
| 83. Pickled cucumber, bread and butter | |

- 84. Pickled green beans
- 85. Salsa
- 86. Tomato Juice
- 87. Display, to be judged on the number of varieties and quality of product. Exhibit must include at least five varieties
- 88. Other

DEPARTMENT M- FOOD PREPARATION

For food safety purposes, any food with custard and dairy-based fillings and frostings (ex. Cream Cheese), raw eggs, flavored oils, “canned” bread or bread cakes in a jar, cut fresh fruit or any food requiring refrigeration (ex. Bacon) or unbaked exhibit with raw flour (ex. No bake cookies) will be disqualified and not judged. Refer to K-State Research and Extension publication, 4-H488, Judge’s Guide for Food and Nutrition Exhibits, for information to help you make informed, safe food exhibit decisions.

If icing is needed for your exhibit this recipe is recommended-

Heirloom Frosting Glaze

½ cup shortening

4 cups powdered sugar

1 teaspoon vanilla

3 Tablespoons milk

Blend together shortening and sugar. Add vanilla, milk and stir or use a mixer until smooth. Makes about 2-½ cups frosting enough for two 8-9 inch layers.

DIVISION I- Yeast Breads & Rolls

Class

- 1. Loaf of white bread
- 2. Loaf of whole wheat bread
- 3. Yeast rolls (3)
- 4. Sweet rolls (3)
- 5. Swedish tea ring
- 6. Bread machine product

DIVISION 2- Quick Breads

Class

- 7. Banana Nut
- 8. Coffee Cake
- 9. Muffins
- 10. Biscuits
- 11. Other quick breads

DIVISION 3- Cakes

Class

- 12. Chocolate layer cake, frosted
- 13. White Layer Cake, frosted
- 14. Cupcakes, frosted any kind
- 15. Spice cake

16. Angel food, unfrosted
17. Loaf cake, bundt or other unfrosted
18. Carrot cake
19. Applesauce cake
20. Decorated cake or may be decorations over Styrofoam
21. Chiffon cake

DIVISION 4- Cookies

Class

22. Bar (3)
23. Molded (3)
24. Refrigerated (3) rolled and sliced, not just chilled
25. Drop (3)
- 25a. Chocolate Chip
- 25b. Oatmeal
- 25c. Snickerdoodles
26. Party (3)
27. Decorated (3)
28. Fair officials' cookie jar- (gallon jar with at least five varieties) Samples will be judged as well as jar decoration.

Fair Officials' Cookie Jar- Jar of assorted cookies. Jars must be a clear glass wide-mouthed cookie jar and should be decorated so cookies may be 50% visible. Wrap each cookie in clear wrap, Jar to count 25%. The jar should contain not less than five kinds of cookies. Assortment should be in a small box so the judge will not need to open the jar. Name the varieties of cookies on the box. The first(\$15), second(\$10) and third(\$5) prize jars will be presented to the Fair Board Officers. Non-winning jars must be picked up at the end of the fair. Representatives of winning jars need to be present to pick up and present cookie jar to officials during trophy presentations Sunday, 5:00 p.m. at the arena east side. Additional premiums given from officers to winning jars. Jars are property of the exhibitor. Bring a plastic bag or box for cookies.

DIVISION 5- Candy

(Three 1 1/2" pieces)

Class

29. Chocolate Fudge (3 pieces)
30. Peanut Brittle (3 pieces)
31. Coconut Candy (3 pieces)
32. Miscellaneous (3 pieces)

DIVISION 6- Junior Division 16 & under

Class

33. Loaf white or whole wheat bread
34. Loaf Quick Bread
35. Yeast Rolls (3)
36. Sweet Rolls (3)

37. Tea Ring
38. Bread Machine Product
39. Muffins (3)
40. Biscuits (3)
41. Cupcakes (3)
42. Layer Cake, frosted
43. No Bake (3)
44. Bar Cookies (3)
45. Drop Cookies (3)
46. Molded Cookies (3)
47. Refrigerated (3) rolled and sliced, not just chilled.
48. Chocolate Chip (3)
49. Snickerdoodles (3)
50. Decorated (3)

DIVISION 7- Microwave

Class

51. Any microwaved product (cake, cookies, bread)

DIVISION 8- Pie

Class

52. 2-crust pie

DIVISION 9- Miscellaneous

Class

53. Miscellaneous

DEPARTMENT N - FANCY WORK

All articles must have been made within the past 12 months. Articles must be handmade and entered by the maker from within the previous year unless otherwise stated in class name. An exhibitor can enter only one article per class. Project items, to be displayed and judged, must be clean, odor free and free from animal hair. If the Superintendent and/or Fair Association deems that the project item(s) in question do not meet these requirements, those project items will be sent home and will not be judged. Clarification of the 'Other' Class listed in divisions-'may be any item not previously listed' per that division. Articles which have received prior premiums from the association are not again eligible for competition.

DIVISION 1- Needlework

Class

1. Luncheon/Breakfast set 1 napkin
2. Table cloth, 54-inch minimum
3. Pillow Cases
4. Guest Towel
5. Scarf, any color
6. Wool embroidery
7. Swedish embroidery
8. Tea towel, one of a set
9. Lunch Cloth, appliqué

10. Embroidery bedspread
11. Any tatted item
12. Needlepoint
13. Counted Cross Stitch
14. Crewel, made with yarn
15. Chicken Scratch
16. Candlewicking
17. Bamboo Cross Stitch
18. Trapunto
19. Long Stitch
20. Wall Hanging (any type)
21. Picture Embroidery
22. Ribbon Embroidery
- 23 Other-to clarify, refer to department rules

DIVISION 2- Knitting

Class

24. Mittens
25. Socks
26. Gloves
27. Booties, knitted
28. Any Sweater
29. Pot holders
30. Knitted lace
31. Dress
32. Afghan
33. Afghan with worked emblem
34. Any article/garment
35. Wash cloth
36. Kitchen towel
37. Knitted hat
38. Other Knitted item-refer to department rules

DIVISION 3- Crochet

Class

39. Crocheted doily
40. Crocheted runner
41. Crocheted bedspread
42. Crocheted tablecloth
43. Crocheted lace
44. Crocheted chair set
45. Crocheted centerpiece
46. Buffet set 3-piece
47. Baby set 3-piece
48. Booties, crocheted
49. Crocheted doll clothes
50. Any crocheted sweater
51. Dress
52. Crocheted pot holder
53. Handkerchief, crocheted edge
54. Afghan
55. Afghan with worked emblem
56. Infant Afghan
57. Crocheted edge on pillow cases

- 58. Shawl, caps, hats, scarves
- 59. Kitchen towels
- 60. Other-to clarify, refer to department rules

DIVISION 4- Pillows Fitted

Class

- | | |
|----------------|--------------------|
| 61. Embroider | 62. Candle wicking |
| 63. Crochet | 64. Pieced |
| 65. Latch Hook | 66. Appliqué |
| 67. Quilted | 68. Needlepoint |
| 69. Patchwork | 70. Other |

DEPARTMENT O - CLOTHING/ QUILTS

DIVISION I- Clothing

Project items, to be displayed and judged, must be clean, odor free and free from animal hair. Project items must also be the handiwork of the exhibitor from within the last year unless otherwise stated in the name of class. If the Superintendent and/or Fair Association deems that the project item(s) in question do not meet these requirements, those project items will be sent home and will not be judged. Clarification of the 'Other' Class listed in divisions-'may be any item not previously listed' per that division.

Class

- 1. Man's or Boy's Suit
- 2. Man's or Boy's jacket
- 3. Man's or Boy's slacks
- 4. Man's or Boy's shirt
- 5. Men's Active Sportswear
- 6. Child's coat
- 7. Child's dress
- 8. Child's playsuit or sunsuit
- 9. Child's suit
- 10. Infant Boy's Clothing
- 11. Infant Girl's Clothing
- 12. Apron
- 13. Recycled garment
- 14. Adult's house dress
- 15. Adult's best dress
- 16. Woman's coat
- 17. Woman's pantsuit
- 18. Woman's jacket
- 19. Skirt
- 20. Formal or long dress
- 21. Blouse, set-in sleeves
- 22. Sleepwear
- 23. Sport clothes
- 24. Lounge wear
- 25. Woman's suit
- 26. Garment made on serger
- 27. Sweatshirt

28. Quilted garment
29. Purses
30. Other-to clarify, refer to department rules

DIVISION 2- Quilts

Class

35. Machine Embroidered/ Hand Quilted
36. Machine Embroidered/ Machine Quilted
37. Hand Embroidered/ Hand Quilted
38. Hand Embroidered/ Machine Quilted
39. Pieced-Hand Quilted
40. Pieced- Machine Quilted
41. Mixed Piecing Techniques (appliqué & pieced blocks, paper pieced)
42. Paper Pieced Quilt
43. Appliqued- Hand Quilt
44. Appliqued- Machine Quilted
45. Beginners Quilt (first quilt made)
46. Quilt made by Youth (19 or younger- any design)
47. Quilted Home Décor Item
48. Quilt made by person 75 years or older
49. Baby Quilt (less than 45 x 60 inches)
50. Child's Quilt (over 45 x 60 inches)
51. Lap Quilt (approx 60 x 76 inches)
52. Novelty Quilt
53. Holiday Quilt (any size)
54. Wall Hanging
55. Sampler
56. T-shirt Quilt
57. Quilted Christmas Article
58. Miniature Quilt (maximum 24 x 24 inches)
59. Original Pattern or Design Quilt
60. Misc./Other Quilted Items
61. Quilt pieced by more than one person
62. Old Quilt (must not have been entered before and at least 25 years old, state how old; need not made by exhibitor)

DEPARTMENT P - ARTS- CRAFTS/ PHOTOGRAPHY

DIVISION 1- Crafts

Project items must also be the handiwork of the exhibitor from within the last year unless otherwise stated in the name of class.

Clarification of the 'Other' Class listed in divisions-'may be any item not previously listed' per that division.

Class

1. All Leather Crafts
2. All Copper Crafts
3. Handcrafted jewelry
4. Scrapbooking
5. Handmade carving

6. Basket weaving
7. Macramé
8. Fabric Painting (sweatshirts, etc.)
9. Tole Painting/ Folk Art
10. Stained glass construction
11. Ceramics
12. Pottery
13. Woodwork
14. Wood burning
15. Animals, stuffed
16. Dolls, stuffed
17. Dolls, decorated
18. Handmade Doll
19. Yarn Animals
20. Wreath or Swag Decoration
21. Scratch Art
22. Beaded craft
23. Other- to clarify, refer to department rules

DIVISION 2- Rugs

Class

1. Woven, braided or hooked rug, cotton
2. Woven, braided or hooked rug, wool
3. Latch-it rug
4. Nylon/ Polyester
5. Crocheted, cotton
6. Rug made by person 70 years or older

DIVISION 3- Oil Paintings

Class

- | | |
|------------------------|---------------|
| 1. Landscape or Marine | 2. Still Life |
| 3. Portrait | 4. Wildlife |
| 5. Other | |

DIVISION 4- Acrylics

Class

- | | |
|------------------------|---------------|
| 6. Landscape or Marine | 7. Still Life |
| 8. Portrait | 9. Wildlife |
| 10. Other | |

DIVISION 5- Water Colors

Class

- | | |
|-------------------------|----------------|
| 11. Landscape or Marine | 12. Still Life |
| 13. Portrait | 14. Wildlife |
| 15. Other | |

DIVISION 6- Charcoal

Class

- | | |
|-------------------------|----------------|
| 16. Landscape or Marine | 17. Still Life |
| 18. Portrait | 19. Wildlife |
| 20. Other | |

DIVISION 7- Pastels

Class

- | | |
|-------------------------|----------------|
| 21. Landscape or Marine | 22. Still Life |
| 23. portrait | 24. Wildlife |
| 25. Other | |

DIVISION 8- Drawings

Class- Pencil

- | | |
|-------------------------|----------------|
| 26. Landscape or Marine | 27. Still Life |
| 28. Portrait | 29. Wildlife |
| 30. Other | |

Class- Pen and Ink

- | | |
|-------------------------|----------------|
| 31. Landscape or Marine | 32. Still Life |
| 33. Portrait | 34. Wildlife |
| 35. Other | |

DIVISION 9- China Painting**Class**

- | | |
|-------------|------------|
| 36. Jewelry | 37. Plates |
| 38. Dish | 39. Other |

DIVISION 10- Photography

Photos must have been taken during the year immediately preceding the fair. Photos must be 8x10 with only one entry per class per person. Photos are to be mounted across the narrow (11") dimension of an 11" x 12.5" sheet of white studio mount. If the mount board has two/colors, please mount on WHITE side. Mounting boards may be purchased from the Extension Office.

(Note: The same photo cannot be shown in more than one department. Example: 4-H and Open Class.)

Class

- 40. Activities of Children and Adults (color)
- 41. Still life-the depiction of inanimate subject matter; most typical a small grouping of objects (color)
- 42. Scenic (color)
- 43. Animals, Insects, Fowl (color)
- 44. Flower or floral (color)
- 45. Portrait (color)
- 46. Activities of Children and Adults (black and white)
- 47. Still Life-the depiction of inanimate subject matter; most typically a small grouping of objects (black & white)
- 48. Scenic (black & white)
- 49. Animals, Insects, Fowl (black & white)
- 50. Flower or floral (black & white)
- 51. Portrait (black & white)
- 52. Most scenic picture taken in Coffey County

DEPARTMENT Q - FLOWERS

All specimen flowers must have been grown out of doors by the exhibitor. Containers must be furnished by the exhibitor. No award will be made unless the exhibit is worthy. Commercial growers are barred.

DIVISION 1- Flower Show

Class

1. Zinnia, large flowered five individual blooms
2. Zinnia, small flowered, five individual blooms
3. Large Marigold, five individual blooms
4. Snapdragons, five spikes, may be one or more colors
5. Gladiolus, one spike, any exhibition variety
6. Rose, closed (1)
7. Small marigold, five individual blooms
8. Rose, one individual bloom (open)
9. Dahlia, one bloom
10. Sunflower
11. Cactus
12. Arrangement of one kind of flower
13. Arrangement of more than one kind of flower
14. Herbs
15. Other cut flower
16. Non-flowering plant
17. Other Plant
18. Winter bouquet of native plants of natural color
19. Winter bouquet of native plants of artificial color
20. Silk floral arrangement

DEPARTMENT R - BOOTHS

DIVISION I- Booths, Displays

Open to Community Units and other organizations for display in Kelley Hall. Must be educational. One card-table size or fits on a card table.

Prizes are \$7, \$6, \$5, \$4 and \$3. Booths and displays to be judged on ideas, originality, effectiveness, quality and artistic arrangement: 20 percent on each.

Class

1. Booths Community Unit
2. Other Organizations

DEPARTMENT S - EDUCATION

All articles exhibited must be those made during the preceding year. Entries will be made by individual and/ or teachers on behalf of the students. Entry number is to be picked up at Kelley Hall, and the exhibits will be displayed at the Crops Building. **Maximum of three entries per student** in age division, with one entry per class.

All maps, posters, pictures, etc. should be mounted on paper or cardboard, no larger than 12" x 18". First, second, third placing in all classes, others receive participation ribbon.

DIVISION 1- Preschool

Class

1. Colored picture
2. Painted picture
3. Craft
4. Fair impression – 5 yrs. and younger (8½ x 11, no larger)

DIVISION 2- Kindergarten

Class

5. Handwriting, capital letters, manuscript
6. Colored picture
7. Craft Project
8. Social Studies
9. Painted picture
10. Self-portrait
11. Stitchery

DIVISION 3- Grade 1

Class

12. Handwriting, capital letters, manuscript
13. Safety or Health picture
14. Colored picture, crayola
15. Social Studies or Science project
16. Scrapbook, 10 or more pages
17. Craft project
18. Math project
19. Painting
20. Self-portrait
21. Freehand drawing, colored
22. Stitchery

DIVISION 4- Grade 2

Class

23. Handwriting, manuscript, capital and small letters
24. Safety poster
25. Health poster
26. Freehand drawing colored or pencil
27. Science project
28. Social Studies project
29. Craft project
30. Freehand painting
31. Math project
32. Creative writing (rough draft)
33. Self portrait
34. Stitchery

DIVISION 5- Grade 3

Class

35. Handwriting, manuscript, capital and small letters
36. Safety poster
37. Health poster
38. Freehand drawing
39. Science project
40. Social Studies project
41. Diorama, any subject
42. Craft project, yarn, string, wood, paper or clay
43. Creative writing (final draft)

44. Freehand painting

45. Stitchery

DIVISION 6- Grade 4

Class

46. Copy of a poem, cursive, illustrated

47. Safety poster

48. Health poster

49. Freehand drawing, pencil

50. Science project

51. Conservation project

52. Social Studies Project

53. Model kit

54. Craft project, yarn, string, wood, clay or ceramics

55. Freehand painting

56. Stitchery

DIVISION 7- Grade 5

Class

57. Pledge of Allegiance, cursive, ink

58. Safety poster

59. Health poster

60. Freehand drawing, pencil

61. Social Studies project

62. United States map

63. Handmade model (no kits)

64. Craft project, yarn, string, wood, cloth, leather, clay or ceramics

65. Science project

66. Freehand painting

67. Stitchery

DIVISION 8- Grade 6

Class

68. News story in cursive, illustrated

69. Original poem, illustrated

70. Freehand drawing, pencil

71. Social Studies project

72. Conservation project

73. Handmade model (no kits)

74. Craft project, yarn, string, wood, cloth, clay or ceramics

75. Freehand painting

76. Science project

77. Stitchery

DIVISION 9- Junior High

Class

78. Essay on "My Favorite Sport"

79. Freehand drawing

80. Painting, original

81. Science project

82. Geometric designs (four or more)

83. Woodworking project

84. Sewing project

85. Model or some machine, handmade (no kits)

86. Craft project, yarn, wood, cloth, leather, or ceramics

87. Stitchery

88. Photography project

DIVISION 10- High School

Class

- 89. Woodwork, first year, 1 piece
- 90. Woodwork, second year, 1 piece
- 91. Freehand drawing
- 92. Original painting
- 93. Ceramic project
- 94. Macrame' project
- 95. Jewelry, handmade
- 96. Leathercraft
- 97. School dress
- 98. Pajamas
- 99. Sports Outfit
- 100. Needlecraft
- 101. Photography project
- 102. Stuffed animal

Division 11- Conservation Photo Contest

Class

- 103. Grade K through 8
- 104. Grade 9 through 12

DEPARTMENT T - SCOUTS

Open to all Coffey County Boy and Girl Scouts.

Exhibits must meet the requirements of Merit

Badges according to age group. All exhibits should be neat and clean. No premiums- ribbons only

DIVISION 1- Boy Scouts

Class

- 1. Nine Knots and one end whip mounted on 18" x 18" board to meet Tenderfoot requirements
- 2. Seed collection, Botany
- 3. Seed collection, Forestry
- 4. Metal work
- 5. Leathercraft
- 6. Blanket race
- 7. Rock & Minerals
- 8. Bridge building
- 9. Communication
- 10. Heavy line relay

DIVISION 2- Cub Scouts

Class

- 1. Pinewood derby car (wood project)
- 2. Wood burning
- 3. Nature projects
- 4. Simple machines
- 5. Leather craft
- 6. Collections

DIVISION 3- Brownies

Class

- 1. Crafts
- 2. Nature collections
- 3. Scrapbooks

DIVISION 4- Juniors

Class

4. Crafts
5. Nature collections
6. Badge reports- actual work may be included with the report if desired

DIVISION 5- Cadettes

Class

7. Crafts
8. Nature collections
9. Badge reports- actual work may be included with the report if desired

DIVISION 6- Seniors

Class

10. Crafts
11. Service aide reports

DEPARTMENT U - COLLECTION

(General Rule, No. 14 suspended in this department)

Class

- | | |
|-------------------------------------|------------------|
| 1. Stamps | 2. Coins |
| 3. Guns | 4. Indian relics |
| 5. Rocks | 6. Cards |
| 7. Antique Item | |
| 8. Antique Collection (max 5 items) | |
| 9. Other | |




The 4-H/FFA families
would like to send a
special thank you to
Evergy for their
contribution to have
the Livestock Buyer
Appreciation Meal.

JOIN THE QUANTUM FAMILY & SHARE YOUR FUTURE WITH US

Whether it's securing a first auto loan,
a dream home, or helping prepare for
retirement, Quantum Credit Union is
here to help you Find Your Yes.

Find your *yes.*



QUANTUM
CREDIT UNION

316.263.5756 | THEQ.ORG

Federally insured by NCUA

DEPARTMENT X
4-H/FFA- YOUTH ACTIVITIES

*Be sure to read the General Rules
beginning on page 12*

***Please note that not all Sections are eligible for
4-H and FFA Participation***

*NOTE: (Highlighted items denote changes/additions
for the current year)*

Rules and Guidelines in Department X – Youth Activities are set by K-State Research and Extension, Coffey County in compliance with Kansas 4-H Policy guidelines. K-State Research & Extension is the shortened name for Kansas State University Agricultural Experiment Station and Cooperative Extension Service. K-State Research & Extension Coffey County is committed to making its services, activities, and programs accessible to all participants. If you have special requirements due to a physical, vision or hearing disability, contact Jill Barnhardt at 620-364-5313. K-State Research & Extension is an equal opportunity provider and employer. All inquiries pertaining to the youth department should be directed to K-State Research & Extension, Coffey County Extension Agents.

All grievances pertaining to participation/exhibition in the Youth Department X MUST be submitted in writing and given to an Extension agent before the conclusion of the respective show/exhibit/activity. The grievance will be addressed, and resolution reached by a grievance committee immediately following the show and before the subsequent show/activity begins. The grievance committee shall be comprised of the Extension Agents, Respective Class Superintendent, Fair Board President or one appointed representative and two 4-H PDC Representatives.

1. Entries in this department cannot be entered in open class. Exhibitors may not enter the same item or animal in more than one class with the exception being “Coffey County Born” market/breeding classes. Exhibitors may make only one entry in each class, except that two per class in Livestock and Dairy or otherwise specified. 4-H livestock shown may be used in the Open Class “Lil Tykes”

Showmanship classes. Otherwise, youth exhibitor's animals or projects may not be entered in a Youth Division Class and then again in the Open Class.

2. Current, bona fide member of Coffey County 4-H or FFA is eligible to enter contests or exhibits in this department. Age is determined as of January 1, the 4-H current year. Entries shall be made in accordance with the 4-H project enrolled or FFA SAE proficiency designated and properly submitted to the Extension Office by designated deadlines each year. Members will not be allowed to show in classes for projects/proficiency areas which they are not properly enrolled / designated. All exhibits must be the bona fide property and handiwork of the exhibitor; the grower where agriculture exhibits are shown; and the owner and feeder where livestock is entered. Exhibits must be the result of the current year's work. The rules shall be rigidly enforced to maintain the integrity of the program. Any issue regarding the showing/selling of an animal by the exhibitor/seller must be brought to the attention of the Fair Board no later than their June regular monthly meeting prior to the fair for resolve. Exhibitors who are found by the Fair Board to have left their livestock to the majority care of others, especially the care of professional feeders/groomers will be disqualified. Entries must be made, entered, and exhibited by the owner.

3. In order to exhibit at Demonstration Day, Shopping in Style, Sewing and Textiles, Fiber Arts, Cloverbuds or show **ALL** animals (beef, swine, sheep, goats, horses, poultry, cats, dogs, pets, or rabbits), at the Coffey County Fair, entries **MUST** be pre-entered online before **5:00 p.m. on Monday, June 30th**. The online pre-entry must be completed to include information for your animal before it will be accepted by the Extension Office. The information submitted in the pre-entry will be the official exhibit entry information and NO changes will be made at any time during official entry at the Coffey County Fair.

4. In order to exhibit in Department X of the Coffey County Fair all exhibits need to be pre-entered online by the entry deadline of Monday, July 14th.

5. Due to the complexity and detail of rules associated with this 4-H project, complete rules for

these classes will not be printed in the Coffey County Fair fairbook. 4-Her's entering exhibits for Aerospace/Rocketry, Ag Mechanics Welding, Astronomy, Building Block Engineering, Computer Science, Robotics, Small Engines, and Uncrewed Aircraft Systems should go to the Kansas State Fair Kansas 4-H Exhibitor Handbook for specific rules.

6. The Danish Award System of Judging will be used, and money awards made according to quality of exhibit. No award will be given if the judge decides the exhibit does not warrant it. Exhibitors will be awarded premiums according to the ribbon(s) they receive on their project(s). They will be paid by the Coffey County Fair Association as follows. Grand Champion - \$6.00, Reserve Grand Champion - \$5.50, Champion - \$5.00, Reserve Champion - \$4.50, Purple - \$4.00, Blue - \$3.50, Red - \$3.00 and White - \$2.50.

7. All animals will be on exhibit from 9:00 a.m. to 9:00 p.m. Thursday-Saturday except for when being fed, watered, or groomed. No steers or heifers outside designated areas in sheep & goat barn during show day. EXCEPTION: On the night of Demolition Derby only, Beef exhibitors wishing to move their cattle out of the barns early may do so between 6:00 p.m. and 7:00 p.m. but MUST have them in place in tie out areas BEFORE the derby begins. No movement out of the barn will be allowed after the derby starts until its completion.

8. All cattle to be shown (beef, bucket calves, dairy) should be clipped prior to fair. NO adhesives or paint used for fitting livestock. All species of shows are "Blow and go shows." All market lambs and goats MUST be slick shorn prior to weigh-in (not to exceed 1/4 inch for lambs and 3/8 inch for goats). Only Coffey County 4-H livestock leaders, FFA advisor, youth exhibitor's immediate family member, and current Coffey County 4-H/FFA members also exhibiting in the youth division, may help with the grooming of livestock.

9. All youth livestock exhibitors must show their own animals except on the occasion they have more than one animal in the show ring for evaluation at the same time. Any individual showing another's animals when permitted must be a current Coffey County 4-H / FFA member. In the event an exhibitor cannot show their own animal due to unforeseen

circumstances such as sickness, health related issues or scheduling conflicts bring these matters to the species superintendent as soon as possible prior to competition so that acceptable alternative arrangements may be made. Known medical issues must be reviewed every year. No youth may show an intact male of any species in the youth division other than rabbit, Cat, Dog and Poultry Divisions.

10. a. During competition anytime while in the show ring, if an animal should become disruptive and obviously overcomes exhibitor's control three times, the animal will promptly be dismissed from the show ring and any further competition. The dismissed animal will be awarded at minimum a white ribbon. If dismissal is during selection for class champion or grand Champion, the animal will retain their previously awarded status but will be immediately dismissed without further consideration.

b. This rule will not apply to an exhibitor who loses control of their animal as a result of another's uncontrolled animal or any other unforeseen outside influences.

c. Regardless of dismissal from a confirmation evaluation, the animal will remain eligible to go through the premium sale as long as it is allowed to remain on the fairgrounds.

11. All species breed "Divisions" listed will be determined at initial species weigh-ins. Any animal breed represented at initial species weigh-in will be recognized in the fairbook and shown in its specific breed class.

12. All breeding animals will be shown by breed with classes split by age as listed.

13. All livestock will be required to adhere to the most current KDAH "Requirements for Kansas County Fairs" Kansas Livestock General Health Requirements:

"All animals are subject to examination by the exhibition staff or their representatives and shall be free of clinical signs of infectious or contagious disease. Animals determined by exhibition staff to have not met listed requirements will not be permitted to exhibit".

Livestock originating from other states should follow all KDA import requirements. The import requirement list is available by calling KDA at

785-564-6601 or at

www.agriculture.ks.gov/divisions-programs/division-of-animal-health.

A CVI is not required for exhibit at the Coffey County Fair.

Species specific health requirements are listed under the respective species divisions.

13. All animal exhibitors (excluding large beef) are to provide their own approved bedding for their animal(s). The type of bedding must be approved by the species superintendent. Large Beef exhibitors will be charged a **\$15** stall fee to cover expenses for cedar fibers.

14. The top 3 animals in each class shall be recognized for award in Meat Goat, Sheep, Beef, and Swine. Judges need to designate the top 5 animals overall in both market and breeding divisions.

A mandatory Livestock Exhibitors' and parents' Meeting will be held Monday, July 21 @ 6:00 PM.

4-H / FFA LIVESTOCK CHECK IN and WEIGH-IN

Wednesday, July 23, ALL livestock must be in the barn by 5p.m. You must check in all breeding and market animals with the weigh-in clerk.

Weigh-In will begin at 5:00 p.m. in the following order BEEF / 2nd YEAR BUCKET CALVES,
MEAT GOATS \ SHEEP, SWINE.

Each set of scales shall be checked for accuracy by members of the Fair Sale Committee prior to the start of each species weigh-in. To alleviate distractions and disruptions during the weigh-in process, the weigh-in scale area will be cordoned off to restrict access to only those reading scales and recording weights. All animals must be dry, clean and free of mud and debris.

NO re-weighs will be allowed without approval of the weighing committee.

ROUND ROBIN SHOWMANSHIP CONTEST

1. A "Round Robin" showmanship contest will be used to determine the Champion and Reserve Champion overall showman in each age division.
2. The contest is divided into 3 age groups according to 4-H age: Junior, 7-9; Intermediate, 10-13; Senior, 14-18.
3. CHAMPION and RESERVE CHAMPION showmen receiving purple or blue ribbons in each age division of each livestock species will be designated as the "top and second qualifiers" eligible to participate in Round Robin.
4. Should an individual declared as a species showmanship CHAMPION qualify in more than one species, they shall specify their species of preference as the designated "top qualifier" for THAT species.
5. Upon creation of a vacant "top qualifier" for a species, the declared RESERVE CHAMPION showman of that species will be moved into that vacant position and therefore become the "top qualifier" of the species. Then the subsequent third place, if a blue ribbon showman of that species, may be invited to participate as the "second qualifier" for that species.
6. Only the individuals ultimately designated as the "top qualifier" and "second qualifier" in a species will be allowed to use THEIR OWN animals in THAT SPECIES ONLY. Enough additional animals to allow each age division to compete as a group, may be selected at random and with owner permission by the Round Robin committee from each species barn. The remaining participants will draw for the additional animals to be used. However, following the draw, committee members may then reassign the "nonqualifiers' " animals to avoid potential "animal advantages" due to family ownership or other previous association.

YOUTH LIVESTOCK AUCTION

1. Each 4-H/FFA member in good standing may sell two market animals of different species. If an animal is not shown in a conformation class in the youth division, it may not sell through the auction. Each Livestock Sale participant and parent shall sign a "Coffey County Fair 4-H Livestock Premium

Auction Agreement” form before they will be allowed to sell.

2. All animals must be dry, clean, and free of excess mud and debris with lambs being shorn having no more than 1/4” of fleece PRIOR to being weighed.

3. Minimum weights **at fair check-in** to qualify for the sale are:

Beef	1000 lbs.
2nd Yr Bucket Calves	1000 lbs.
Sheep	95 lbs.
Hair Sheep	70 lbs
Swine	220 lbs.
Goats	50 lbs.

Market animals not meeting the minimum sale weight designated for their species at county fair weigh in, will automatically be entered into and shown in a single “Lightweight / Prospect Class” for that species. Animals in this class WILL NOT be eligible to compete in either the Coffey County Born market class or final drive for selection of respective specie’s Grand and Reserve Grand Champion market animals.

4. EVERY MARKET animal entered in the fair MUST have a “Destination Designation” card filled out for them. Cards are to be turned into Extension staff no later than 1 hour after the conclusion of the respective species show. No changes to the cards will be accepted after 5pm. **NO** animal will be listed in the sale bill without a card being filled out!

5. Only changes to locker designation for a particular animal can be made to “Destination Designation” cards and must be finalized in writing and given to the designated individual within 30 minutes of the conclusion of the sale. No changes will be made to the cards except for locker locations.

6. Sale Order will begin with the sale of the Grand Champion and Reserve Grand Champion of each species followed by Beef then Goat or Sheep, finishing with Swine. Sale order within specie will be according to show ribbon placings starting with blues, then reds, then whites.

7. Exhibitors MUST sell their own animals in the livestock sale. Any issue regarding the showing/selling of an animal by the exhibitor/seller must be brought to the attention of the Fair Board prior to the fair for resolve.

8. Animals sold through the premium sale WILL BE

ALLOWED to be shown again in any other fair or exhibition including KSF and KJLS.

9. Any complaint or dispute pertaining to the Youth Livestock Auction shall be given to the Fair Board Sale Committee which will be responsible for addressing and resolving the issues of the auction.

10. The Coffey County Extension Council in cooperation with the Coffey County Fair Association recognizes participation in a 4-H project premium auction as a privilege for youth active in their community club and the 4-H program. Therefore a 4-Her MUST attend and participate in at least 6 Community Club Meetings held from the start of the 4-H year, October 1, until the July County Fair pre-registration deadline date designated by the Extension Office as a requirement to sell a project animal or item in the 4-H Livestock Premium Auction or any other project auction held in conjunction with the Coffey County Fair. Verification of attendance will be determined by the respective clubs Secretarial "Roll Call" attendance record of which a copy is to be turned in to the Extension Office no later than the designated County Fair pre-registration deadline. The submitted Secretary's attendance record shall also contain an original signature of the respective club's Community Leader of record verifying the report is accurate and correct. 4-Her's not meeting the 6-meeting attendance requirement may still exhibit at the Coffey County fair for ribbon premium but will not be allowed to participate in any project auction held under the direction of the Coffey County Fair Association.

11. Open class exhibited animals are not allowed to be sold at the 4-H/FFA Premium Livestock Sale.

SECTION 1A- 4-H / FFA BEEF

Breeds: Angus, Braunvieh, Charolais, Chianina, Gelbvieh, Hereford, Limousin, Maine Anjou, Simmental, Shorthorn, Crossbred, and AOB

Classes:

Market Steer

Market Heifer

Breeding Beef

Lightweight/Prospect

Rate of Gain

Coffey County Born Market

Coffey County Born Breeding

Showmanship (Jr 7-9), (Int 10-13), (Sr

14-18)

1. In market steer and breeding classes, breed “Composites” will be shown within either their own “base parent” breed or as a crossbred as designated and recorded at initial weigh-in i.e. “Maintainer” will be in the Maine Anjou class, Shorthorn Plus will be in the Shorthorn class etc. Market heifers will be shown in one class.

2. Breeding Beef will show based on age

- Heifer calves born between September 1 of previous yr, and April 30 of current year
- Summer yearling heifer, born between May 1, and August 31, of previous year.
- Junior yearling heifer, born between January 1 and April 30 of previous year
- Senior yearling Heifer, born between September 1, and December 31, 2022.
- 2-year-old and older cows.
- Cow/calf pair

3. Lightweight / Prospect Class (animals must weigh less than the minimum designated county fair sale weight AND/OR have been tagged with a KSF/KJLS deadline. Not eligible for grand drive.

4. Beef Rate of Gain. Market beef and Second year Bucket Calves weighed at the March Beef Weigh- in are eligible to compete.

5. Coffey County Born Market Beef (Limit of one entry per exhibitor-can include second year bucket calf)

6. Coffey County Born Breeding Heifer (Limit of one entry per exhibitor)

7. The Kansas Department of Agriculture Division of Animal Health (KDAH) requires no tests on cattle and bison of Kansas origin. Cattle determined by exhibition staff to have lesions of ringworm, warts or infested with mange will not be permitted to show.

8. In the interest of livestock exhibitor safety:

- In order to exhibit and compete for awards, all beef cattle MUST be halter broke to lead and demonstrate at all times throughout the

entire duration of the fair, the ability to be safely controlled.

- During the weigh-in process, ALL beef cattle MUST be reasonably controlled by the 4-H exhibitor. Family, 4-H member, and weigh-in committee assistance is permissible and encouraged during this process. If an animal obviously cannot be safely controlled by the exhibitor with assistance and is posing a safety hazard for other exhibitors and the general public, it may be asked to leave the fairgrounds.

9. Regardless of dismissal from a confirmation evaluation, the animal will remain eligible to go through the premium sale. However, should the need arise later, that animal could be asked to leave the fairgrounds prior to the sale and not be allowed to sell if control and safety issues remain a concern. Determinations will be made by the combined consensus of Extension agent(s) present, the beef superintendent, and beef show committee member(s) selected by the beef show superintendent as posted.

10. Breed “Divisions” listed will be determined at initial species weigh-ins. Any breed represented at initial species weigh-in will be recognized in the fair book and shown in its specific breed class at the county fair.

SECTION 1B- 4-H BUCKET CALF

The Bucket Calf project is intended to allow younger 4-Her’s to participate in the Beef/ Dairy cattle projects in a safer manner with a smaller and/or more manageable animal. Main objective of this particular project and associated fair classes is to place the major competitive emphasis on the educational aspect and learning experience and de-emphasize the aspect of exhibiting.

Classes:

First Year Bucket Calf

Second Year Bucket Calf

Age of 4-Her:

7–8-year-old exhibitor

9–10-year-old exhibitor

11–12-year-old exhibitor

1. First Year Bucket Calf - Must be born after January 1st of the current year. Must be tagged at the designated Coffey County tagging day. Not eligible to sell in the premium livestock auction.
2. Second Year Bucket Calf - Same exhibitor must have shown the calf the previous year at the county fair as a 4-H Bucket Calf. Must be identified and weighed at the Coffey County Spring Beef Weigh-in. Steers or Heifers to be sold as “market animals” only will be eligible to sell in the County Fair Premium Livestock Auction if they meet the market beef requirements to sell. (i.e. initial weigh-in, minimum weight.)
3. 4-H members enrolled in the Bucket Calf project may show both a first- and second-year bucket calf in the same year. Calves designated as a “market animal” and meeting auction minimum weight shown in the second-year bucket calf class may also be shown in the “Coffey County Born” Market Beef class, but not in any other beef section class.
4. Steers and Heifers entered in the bucket calf section will show together in their respective age divisions.
5. Exhibitors must be 7-12 years old in 4-H years to show. Minimum requirement for consideration of any bucket calf division award is that a live, properly tagged, ID’ed and entered bucket calf must be exhibited. In the case of calf death and inability to exhibit a live calf, an educational notebook may be entered as the exhibit. The 4-H’er may participate in the interview and testing process without consideration for the bucket calf exhibit award.
6. First and second year bucket calves should be evaluated, and ribbons awarded based on the following criteria:
 - A) 40% Knowledge of project (i.e. questions covering general health, care, feeding, costs, anatomy)
 - B) 20% Judges interview
 - C) 20% Showmanship and grooming of the calf.
 - D) 20% Quality and condition of the calf itself

SECTION 2- 4-H / FFA DAIRY

Classes:

Nubian Dairy Goat

AOB Dairy Goat

Dairy Cow

Showmanship (Jr 7-9), (Int 10-13), (Sr 14-18)

Dairy will show by

- Intermediate Calf dropped after Sept. 2023
 - Yearling dropped Sept. 2023- Aug. 2024
 - 2 yr. old Sept. 1, 2021- Aug. 31, 2022
 - 3 yr. old and older dry cow
 - 3 yr. old cow – currently milking
 - 4 yr. old and older cow – currently milking
 - Dairy goat nannie– Currently Milking
 - Dairy goat nannie - non-lactating
- (Dairy goats may not enter meat goat classes)

The Kansas Department of Agriculture Division of Animal Health (KDAH) requires no tests on cattle and bison of Kansas origin. Cattle determined by exhibition staff to have lesions of ringworm, warts or infested with mange will not be permitted to show.

SECTION 3- 4-H / FFA SWINE

Breeds:

Berkshire, Chester White, Duroc, Hampshire, Hereford, Poland China, Spot, Yorkshire, Crossbred, and AOB

Classes:

Market Barrows

Market Gilts

Breeding Gilts

Lightweight/Prospect

Rate of Gain

Coffey County Born Market Swine

Coffey County Born Breeding Gilt

Showmanship (Jr 7-9), (Int 10-13), (Sr 14-18)

1. Market Gilts - farrowed after December 1
2. Market Barrows - farrowed after December 1
3. Breeding Gilt - farrowed after December 1
4. Lightweight / Prospect Class - animals must

weigh less than the minimum designated county fair sale weight **AND/OR** have been tagged with a EID ear tag prior to KSF/KJLS deadline. Not eligible for grand drive.

5. Swine Rate of Gain. Pigs weighed at Coffey County Spring weigh-in are eligible to compete for swine rate of gain.

6. Coffey County Born Market Hog - Limit of one entry per exhibitor

7. Coffey County Born Breeding Gilt - Limit One entry per exhibitor

8. Swine originating in Kansas must meet the general requirements. Kansas has obtained Stage V status in the National Pseudorabies Program, and the state is classified free of Swine Brucellosis.

Negative Pseudorabies and Brucellosis tests are not required for Kansas origin swine.

9. The use of registration papers will be required to verify individual animals “authenticity of breed” IF brought into question by written protest. Therefore, the only way to “guarantee” an animal showing in a specific breed class is if that animal has registration papers issued to the exhibitor family by the date of county fair pre-entry should questions arise.

Otherwise, the animal will be shown as a crossbred.

SECTION 4- 4-H / FFA SHEEP

Breed:

Hampshire, Dorset, Hair Sheep, Speckle Face, Crossbred, Natural, and AOB

Classes:

Market Lamb

Breeding Ewe

Lightweight/Prospect

Sheep Rate of Gain

Coffey County Born Market Sheep

Coffey County Born Breeding Ewe

Showmanship (Jr 7-9), (Int 10-13), (Sr

14-18)

1. Market lamb, born after January 1

2. Breeding Ewe

- Ewe lambs born after January 1 current year
- Yearling ewes
- 2-year-old and older ewes

3. Lightweight / Prospect Class - animals must weigh less than the minimum designated county fair sale weight **AND/OR** have been tagged with a EID ear tag prior to KSF/KJLS deadline. Not eligible for grand drive.
4. Coffey County Born Market Sheep - Limit of one entry per exhibitor
5. Coffey County Born Breeding Ewe (Limit One Entry Per Exhibitor)
6. In addition to the general health requirements, all sheep shall...Be free of any signs of sore mouth, free of signs of active fungal (ringworm) infection, including club lamb fungus, and identified with an official USDA premises identification tag. Lambs under eight weeks of age accompanying their dams are exempt from tagging requirements.
7. Sheep should be checked for clinical signs of disease.
8. Must have milk teeth only. No breaking of gum line or eruption of two permanent front teeth. May be mouthed at weigh- in.
9. May be shown with a halter or hand under the jaw.

SECTION 5- 4-H / FFA MEAT GOAT

Breeds:

Boer (75%), Spanish, Kiko, Crossbred,

AOB

Classes:

Market Meat Goat

Breeding Doe

Lightweight/Prospect

Meat Goat Rate of Gain

Coffey County Born Market Meat Goat

Coffey County Born Breeding Doe

Showmanship (Jr 7-9), (Int 10-13), (Sr 14-18)

1. Market Meat Goat - Must have milk teeth only. No breaking of gum line or eruption of two permanent front teeth. May be mouthed at weigh- in.
2. Breeding Doe

- Doe kids born after January 1, current year
- Yearling does
- 2 year old and older does

3. Lightweight / Prospect Class - animals must weigh less than the minimum designated county fair sale weight **AND/OR** have been tagged with a EID ear tag prior to KSF/KJLS deadline. Not eligible for grand drive.
4. Meat Goat Rate of Gain - Meat goats weighed at Coffey County Spring weigh-in are eligible to compete for meat goat rate of gain.
5. Coffey County Born Market Goat - limit of one entry per exhibitor.
6. Coffey County Born Breeding Doe - limit one entry per exhibitor.
7. In addition to the general health requirements, all goats shall: Be free of any signs of sore mouth; Be free of signs of lesions of ringworm, warts or infestation of mange; Be identified with a registered tattoo or an official USDA premises identification tag. Kids under eight weeks of age accompanying their dams are exempt from identification requirements. Goats identified with registration tattoos must have registration papers for these animals available for inspection if requested.
8. Show with or without horns. If horned, the horns must be tipped and rounded.
9. May be shown with a halter, collar, chain, or hand under the jaw. Bracing WILL BE allowed but all 4 of the goat's feet MUST be contacting the ground during examination by the judge.
10. Exhibited with a clean hair coat. If shorn, should be a maximum of 3/8" hair length.

SECTION 6 - 4-H / FFA HORSE

Division A - Stock Type Horses

Division B - Non-Stock

Division C - Ponies

Horses will be entered and judged according to type (i.e. STOCK TYPE includes but is not limited to Quarter Horse, Paint, Palomino, Buckskin, Appaloosa. NON-STOCK TYPE: Arabian, Morgan, Thoroughbred, American Saddlebred, Tennessee Walker. PONIES are horses (less than 56") If 3 or more individuals of a breed are entered, a separate breed class will be made.

1. Base date for computing the age of horses shall be

January 1 of the year it was born.

2. Kansas 4-H Horse Show Rules will be in effect. Class descriptions and guidelines can be found in the 4-H Horse Shows and Events Handbook available at the Extension Office. Any deviation from the rule book will be addressed with the judge, superintendent and 4-H agent.

3. All 4-H horses must have a Kansas 4-H Horse ID form including picture, filled out and turned into the Extension Office by June 1st.

4. Negative Coggins due by June 30th. Horses shall meet the current general requirements as set forth by the KDA Division of Animal Health. A negative test for equine infectious anemia (Coggins Test) within 12 months prior to exhibit is required.

5. Horses must be pre-registered in classes entered at Co Fair animal pre-entry deadline.

6. NO Stallions over one year of age allowed on the Show grounds.

7. All exhibitors should dress themselves in good working attire representative of that worn by horsemen and horsewomen in the respective classes. Long pants and long-sleeved shirt or blouse, western hat and western boots must be worn in western classes. NO CAPS. Gloves, ties, jackets, spurs and chaps are optional.

8. Entrants participate, and horses are entered at the individual's / owner's own risk.

9. Horseless Horse project members that have been working with another individual's horse and have properly IDed that horse may compete in the showmanship and riding classes. They may not enter the halter conformation classes.

10. FFA members may participate in the youth horse show at the Coffey County Fair (but not Kansas State Fair). FFA members must have a Kansas 4-H Horse ID form including picture, filled out and turned into the Extension Office by June 1st.

11. Points will be awarded to the top 3 individuals in: Showmanship; Western Horsemanship; Trail; Barrel Racing; Pole Bending; (if awarded blue ribbon) with the top point recipient being awarded the "Outstanding Horseman" award for the show. Points will be awarded: 1st- 5 pts; 2nd - 2 pts; 3rd - 1 pt. Any tie will be broken on the basis of actual times in the speed events.

HORSE CLASSES

HALTER CLASSES

Horses are entered and judged according to type.

Horses

Horse Colt or filly foaled in the current year.

Geldings 1 yr old and older

Mares 1 yr old and older

Ponies 56" and Less

Horse Colt or filly foaled in the current year.

Geldings 1 yr old and older

Mares 1 yr old and older

PERFORMANCE CLASSES

All classes will be broken into 3 Division

- **Age 7-9**
- **Age 10-13**
- **Age 14-18**

Showmanship

Walk Trot Pleasure

Ranch Horse Rail

Non-Stock / Pony Pleasure (ALL Age together)

Western Horsemanship

Trail

Ranch Horse Pattern (previously Ranch Riding)

Reining

Pole Bending

Barrel Race

Flag Race

SECTION 7 – 4-H DOGS, CATS, & HAND PETS

1. Animals must be on a leash, a closed kennel, fish in bowls, birds in a cage or other safe carriers.
2. Animals must have been cared for by the exhibitor for at least 4 months prior to the fair.
3. Animals will be brought only during show time and removed from the exhibit area afterwards.
4. Animals will be judged on thriftiness, clean and presentable and disposition. Also, the creativity of the exhibitor.
5. Open class entries are also eligible in this section,

but they need an open class number and are judged separately from 4-H.

Dog Classes:

Showmanship

Rally 1: On Lead

Rally 2: Off Lead

Rally 3: Off Lead- Advanced

Puppy (1 year or under)

Pre novice

Novice

Graduate Novice

1. Dogs must have proof of current Rabies, Bordetella, Distemper, Hepatitis, Parvo, Parainfluenza, which must be provided to the 4-H office at time of registration by June 30th. The rabies vaccination must be administered by a licensed veterinarian. All vaccinations must be current. Dogs must be at least 6 months of age at the time of the show.
2. Any abuse of animals on grounds or in the ring will result in disqualification.
3. A well-fitting collar of leather, chain, or fabric is to be used for obedience and Rally Obedience; for Agility, a buckle or snap collar; for Showmanship, a show lead that serves as both collar and lead or a fine link chain collar, a “snake” chain or a fabric slip collar with a narrow, lightweight fabric or leather lead. No spiked, pinch, special training collars, and hanging objects from collars are allowed.
4. Any dog fouling the ring will receive a white ribbon. Owners should collect all dog waste in plastic bags and put it in the trash.
5. Baiting dogs is not allowed.
6. No mobile phones and/or other electronic devices are allowed in the ring.
7. No dog in season will be allowed to show.
8. State 4-H Immunization Cards must be presented except in Open Class.

Cat Classes:

Cat Entry

1. Vet certificates are due with Fair Entry, June 30th
- RECOMMENDED VACCINATION SCHEDULE:**
Rabies – 4-6 months (Mandatory for show) Current Animal booster. Cat Distemper and Upper Respiratory Disease – 8 weeks – vaccination –

current animal booster. 12 weeks – booster (Strongly recommended for show) No kittens 4 months of age or younger nor nursing queens will be allowed to show due to the health and safety of your cat and the other cats at the show.

2. You will be showing at your OWN RISK. It is DANGEROUS to bring your cat into a group of cats such as the cat show because they can very easily be exposed to fatal diseases.

3. No more than two entries per person.

Hand Pets Classes:

Hand Pet/Aquarium Entry - One entry

SECTION 8 – 4-H / FFA POULTRY

Standard Breeds – Large Fowl

- One young bird, pullet
- One young bird, cockerel
- One old bird, hen
- One old bird, cock

Bantams

- One young bird, pullet
- One young bird, cockerel
- One old bird, hen
- One old bird, cock

Pen 3

- Production Pullets
- Production Hens
- Dual Purpose Pullets
- Dual Purpose Hens
- Meat Type Chicken

Turkey

- Hen
- Tom

Ducks, Call or Bantam

- Hen
- Drake

Geese

- Goose
- Gander

Peacock

- Peahen
- Peacock

Eggs

- One dozen - White
- One dozen - Brown
- One dozen - Blue or Green

Pigeons

Novelty

Showmanship (Jr 7-9), (Int 10-13), (Sr 14-18)

1. All poultry except waterfowl exhibited are required to show proof of being P-T clean by one of the following:

- Originate from a certified U.S.

Pullorum-Typhoid clean flock

-Test negative at check-in of the county fair when the county has been designated by KDA-DAH for surveillance. Routine surveillance testing will be performed for each county fair a minimum of once every 5 years. Coffey County will be required to test on June 25, 2025.

2. All poultry must be in possession of the exhibitor by May 1.

4. Exhibitors are to provide their own bedding, feed, and care for their birds for the duration of the fair. Bedding is to ONLY be WHITE PINE SHAVINGS and IS NOT to be stored in the barn at all. No feed is to be stored in the barn unless kept in a covered plastic tote-type container.

5. All 4-Hers must be present to carry their animal to the show table in Showmanship classes. Unforeseen circumstances will be dealt with on a case-by-case basis.

6. All 4-Hers are responsible for cleaning cages, watering & feeding their birds at least daily to help contribute toward the club herdsmanship trophy effort.

7. To exhibit poultry at the Kansas State Fair birds

must receive a blue ribbon at the County Fair. Not all classes at the County Fair are offered at the Kansas State Fair so be sure to check the official Kansas State Fair rule book for a listing of classes. At the conclusion of the Coffey County Fair, leg bands will be removed from all poultry prior to leaving the Fairgrounds, with the exception of birds going to exhibit at the Kansas State Fair where leg bands are required.

8. Maximum of 3 entries per class for large fowl, bantam, ducks and geese.
9. Maximum of 1 entry per class for pen of 3 classes, geese, peacocks, novelty, eggs, and pigeons. These are limited because of size and barn floor space.
10. Maximum number of entries per exhibitor is 12 birds total.
11. All eggs laid during the week by birds on exhibition will be the property of the association and will be sold and the proceeds will be given to 4-H Council and earmarked for use for the Poultry Judging Team.
12. All judging will be by comparison according to rules of the American Poultry Standard of Perfection.
13. Pen of 3 Production pullets and production hens. 3 standard breed, crossbred or strain cross pullets to be judged on egg production qualities only.
14. Pen of 3 Dual purpose pullets and dual purpose hens. 3 such as Rhode Island Reds, New Hampshire, Plymouth Rocks, etc.
15. Pen of 3 meat-type chickens. 3 standard bred, crossbred, or strain cross birds of the same sex to be judged on meat production qualities only.

SECTION 9- 4-H / FFA RABBITS

Breeds - American, Californian Standard, Champagne D/Argent Standard, Mini Satin, New Zealand, Havana, Holland Lop, Silver Fox, Mini Lop, Polish, Creme Standard, Agente Standard, Lionhead, Mini Rex, Himalayan, Flemish Giant, English Spot, All Other Breeds (AOB)

Classes

- Junior buck – Under 6 months of age.
- Intermediate Buck 6-8 month - (only breeds of American, Angora Giant, Californian

Standard, Checked Giant, American Chinchilla, Giant Chinchilla, Flemish Giant, English Lop, French Lop, New Zealand, Cinnamon, Palomino, Satin, Silver Fox, Beveren, Creme D' Argent, Blanc de Hotot, Argente)

- Senior Buck- 6 months and over.
- Junior doe – under 6 months of age.
- Intermediate doe 6-8 months of age - (see breeds from Intermediate Buck classes)
- Senior doe – 6 months of age and over
- Meat pen – Three rabbits, all one breed and variety, minimum weight, 3 1/2 pounds each' maximum weight 5 1/2 pounds each. Not over 70-75 days of age. Will be judged on the meat qualities, condition, and uniformity.
- Normal white fur
- White Satin fur
- White Rex fur
- White wool
- Normal colored fur
- Colored Satin fur
- Colored Rex Fur
- Colored wool
- Showmanship (7-8), (9-11), (12-14), (15-18)

1. All rabbits shown must be owned and in the possession of the owner by May 1 of the current year except for meat pens. Meat pens must be born 70-75 days prior to fair show date and in 4-Hers possession 8 weeks after birth.

2. All rabbits, fur classes and showmanship must be pre- entered by the deadline, set forth by the Coffey County Extension Office.

3. Each rabbit is to be legibly and permanently tattooed in its left ear for identification. Tattoos must be in the rabbit's ear by the June 1 designation deadline. Tattoo number is on the entry card, and will be verified upon check-in of the entry at the fair.

4. All rabbits will be divided into classes by sex and then age. Junior, Intermediate and Senior.

5. Only three entries per class, per breed, per variety may be shown per 4-Her. (Example: May show three Junior Satin White does, three Junior Satin Red does, and three Junior Satin Black does.)

6. There must be **3 rabbits of a particular breed** (including those listed above) pre-entered in order to create a breed Division for the show. Rabbit breeds with 2 or less will be shown together in the AOB Division and judged according to their breed standard as listed in the ARBA "Standard of

Perfection.”

7. There must be **3 rabbits of a particular variety** within a pre-entered breed in order to create a particular variety split within a breed class.

8. All 4-Hers must be present to carry their animal to the show table in Showmanship classes. Unforeseen circumstances will be dealt with on a case-by-case basis.

9. All 4-Hers are responsible for cleaning cages, watering & feeding their rabbits daily to help contribute toward the club herdsmanship trophy.

Exhibitors are to provide their own bedding and feed and ensure their rabbits have access to water at all times.

10. Fur classes will be divided by type and must be made from rabbits that are entered in the regular breed classes.

SECTION 10 – 4-H AEROSPACE / ROCKETRY

See Department X rule 5 for specific details.

Exhibits are limited to only one entry per class.

Classes for Exhibitors 7-13 year olds

- **Rocket from kit** - include plans
- **Scale Model Rocket from kit**- include plans
- **Educational Display** i.e. Rocketry Notebook or Rocketry Poster Board

Classes for Exhibitors 11-13 year olds

- **Rocket designed by exhibitor** not merely modification of an existing kit rocket-include original plans.
- **Scale Model Rocket** designed by exhibitor. Include original plans and stability testing.

Classes for Exhibitors 11 and older

- **Team Built Rocket** designed by 2 or more exhibitors, not merely modification of an existing kit rocket. Include original plans.

Classes for Exhibitors 14-18

- **Rocket from kit** - include plans.

- **Rocket designed by exhibitor not merely modification** of an existing kit rocket-include original plans.
- **Scale Model Rocket from kit.** Include plans.
- **Scale Model Rocket designed by exhibitor:** not merely a modification of an existing kit. Include original plans and stability testing.
- **Educational Display** i.e. Rocketry Notebook or Rocketry Poster Board
- **Mid-power Rocketry (2x'D' to 'G' Engines)** made from kit or original design.
- **High power Rocket ('H' to 'I' Engines)** made from kit or original design.

SECTION 11 - 4-H/FFA AG MECHANICS WELDING

See Department X rule 5 for specific details.

Exhibits are limited to only one entry per class.

Age Divisions:

- **Junior (ages 7-9)**
- **Intermediate (ages 10-13)**
- **Senior (ages 14-18)**

Classes:

- **Welding Display Board** – 3'X3' display board with examples of welds on attached metal pieces, each labeled.
- **Welding Ag Repair**
- **Welding Ag Fabrication**
- **Welding General Repair**
- **Welding General Fabrication**
- **Welding Artistic fabrication**
- **Brazing repair**
- **Brazing fabrication**
- **Educational Displays** - Display, notebook or poster

Smithing Classes

- **Junior display board** - 3'x3' display board with examples of forged metal forms attached, each labeled.
- **Intermediate design forged** with at least **two** form elements (twists or spirals for example)
- **Senior design forged** with at least **three** forms element (twists, bulbs or spirals for example).

Basic Rules

2. Each exhibitor is required to complete the “4-H Ag Mechanics Welding Exhibit Information Form” for each exhibit, except for display boards, which is available at <http://welding.engtech4ks.com/>. This form must be attached to the outside of a 10” x 13” manila envelope. Do not tie the envelope to the exhibit. All revisions of all forms previously released for the division dated prior to current year are void for use and new forms must be obtained and used that are dated by the State 4-H Office for the current year.

3. Each exhibit must include an Ag Mechanics information packet containing: Bill of materials for the project with associated costs; 1 to 5 pages of photos showing work on exhibit; appropriate schematics or working drawings; operating instructions if appropriate.

4. Each exhibit should be free standing or sufficiently supported. For State Fair eligibility, exhibit dimensions shall not exceed 3' X 3' X 3' with total weight not exceeding 150 pounds.

5. Wheeled exhibits must utilize a breaking mechanism which prevents free rolling.

6. Exhibits with cutting surfaces i.e. blades and knives, are to have a protective covering to prevent injury yet easily removable for judging.

7. Exhibits that include weaponry of any kind will be disqualified.

8. Safety violations noted by judge or superintendent will receive a ribbon placement deduction OR a participation ribbon, at the judge's discretion

9. Educational classes include notebooks, posters, or displays.

SECTION 12– 4-H /FFA AGRONOMY

All varieties or hybrids must be named on each entry. Limit one entry per class.

Corn Classes (10 ear exhibit)

- **White**
- **Yellow**
- **Popcorn** (Misc gallon jar class at State Fair)
- **Corn Grain:** one gallon sample or seed

Sorghum Classes (10 head exhibit)

- **Hybrid Grain Sorghum**
- **Other Grain sorghum varieties** (Misc gallon jar class at State Fair)
- **Hybrid Forage Sorghum** – entire plant, no roots
- **Other varieties of Forage Sorghum-** entire plants, no roots.

Wheat Classes (one gallon sample)

- **Soft red winter wheat**
- **Hard red winter wheat**
- **Hard white wheat**

Other Crop Classes

- **Oats:** one gallon sample
- **Barley:** one gallon sample
- **Alfalfa Hay:** one flake or slice from a rectangular bale, or a 10-inch section cut from a round bale. The flake or slice should be approximately 6 inches in thickness and tied in two directions.
- **Native Grass Hay:** 10-inch flake or slice, six inches thick and tied in two directions.
- **Cool Season Grass Hay:** 10-inch flake or slice, six inches thick and tied in two directions.
- **Brome Grass Seed:** one gallon sample
- **Other Tame Grasses Seed:** one gallon sample
- **Soybeans Grain:** one gallon sample from the most recent harvest.
- **Soybeans:** Bundle of five plants from the most recent harvest.

- **Miscellaneous Crops:** one gallon jar of seed or 10 heads produced from a current year project.

Sunflower Classes

- **Confectionary heads:** 3 heads
- **Confectionary seeds in a jar:** one gallon
- **Oil seed heads:** 3 heads
- **Oil seeds in a jar:** one gallon jars

Note: All classes calling for a gallon sample may have a 2½ - 3-inch diameter cylinder placed in a glass gallon container to reduce the amount of grain to about 3 quarts.

Other Classes

- **Weed Control**
- **Wheat Variety Plot Displays**

1. Hay samples should be approximately 15"x12"x6". Maximum thickness of 6' and minimum of 5'. Hay samples should be tied with a "T". Wrap the twine horizontally around the hay and tie, then wrap vertically and tie.
2. For 'other' classes, see KSF for specific rules

SECTION 13 - 4-H ASTRONOMY

See Department X rule 5 for specific details.

Exhibits are limited to only one entry per class.

Basic Rules -see KSF book.

Classes

- **Telescope Made From Kit**
- **Telescope Made From Original Design**
- **Educational Displays** - Display, notebook or poster

SECTION 14 - BUILDING BLOCK ENGINEERING

See Department X rule 5 for specific details.

Exhibits are limited to only one entry per class.

Basic Rules -see KSF book.

Classes

- **Beginner** (Ages 7-8) Interlocking brick diorama built from scratch
- **Intermediate** (ages 9-13) Interlocking brick diorama built from scratch
- **Senior** (ages 14-18) Interlocking brick diorama built from scratch
- **Educational Displays** - Display, notebook or poster

1. This division is for architectural blocks (Legos) to construct dioramas. This division is not for constructed kits. Kits and non diorama displays should not be displayed in this division.
2. Total dimension should not exceed 2' high x 2' wide x 2' deep.
3. The minimum dimensions must be at least 6" wide and 6" deep.
4. All exhibits must be placed in a sturdy see-through enclosure with a top, bottom, and 4 sides. A 'clear' tub turned upside down with the exhibit placed on the lid would be an acceptable enclosure. It may be desirable to place a cutting board or other hard surface between the lid and base plate of the exhibit to make it sturdier. The outer dimensions of the enclosure do not count towards the total exhibit dimensions but should not be excessive.
5. Each exhibitor is required to complete the "4-H Building Block Engineering Exhibit Information Form"

SECTION 15 - CLOVERBUDS

All exhibits to be shown must be entered online in the FairEntry System by June 30th.

Classes

- **Handiwork.** i.e. arts/crafts, foods, sewed items, etc. (up to 3 entries)
- **Pets** (1 entries allowed)
- **Fashion Review** Cloverbuds may model one outfit of their choosing on July 19th. Outfit may be constructed or purchased.

ALL Cloverbud "handiwork" is to be exhibited as a single group. Cloverbud pets exhibition will be incorporated into a non-competitive section of the

Dog and Hand Pet show. ALL Cloverbud exhibits will receive a Cloverbud ribbon with no associated premium. The Cloverbud exhibit also includes a “show and tell” portion in which the Cloverbud member may visit with a designated individual (i.e. judge or 4-H Ambassador, volunteer) about what they are exhibiting and what they have done. No competitive judging of the exhibit shall occur. The “Show and Tell” will be done as exhibits are entered. Cloverbud Pets exhibits will be entered at the Dog, Cat and Hand Pet Show.

SECTION 16 - 4-H COMPUTER SCIENCE

See Department X rule 5 for specific details.

Exhibits are limited to only one entry per class.

Classes

- **Computer program**, application, app, script, or coded system that is new and unique.
- **Coded Website** - built by member not using a premade template
- **Microcontroller or Microcomputer application** - a small circuit board that is programmed to accomplish a task
- **Educational Displays** - Display, notebook or poster

1. All Exhibits must be:

a) Self-contained on a small USB storage device that can be plugged into the USB drive and run the exhibit as described

b) OR System-On-A-Chip or a Micro-Controller AND is compact, requiring minimal assembly and programming.

2. All computer system entries must be accompanied by an exhibit packet and “4-H Engineer’s Journal”

3. Educational classes can be notebooks, posters or displays.

SECTION 17- 4-H EDUCATIONAL OR INFORMATIONAL

(Talks, Booths, Miscellaneous)

Division A- Demonstrations, Illustrated Talks & Project Talks: Friday, July 11th at 9:00 am 4-H Building and Kelley Hall.

Pre-Entry Required by June 30th

Demonstration / Illustrated Talks / Project Talks

- **Project Talks** (Age 7-11)
- **Junior** (Age 7-9)
- **Intermediate** (Age 10-13)
- **Senior** (Age 14-18)
- **Public Speaking** (Age 14-18)

Poetry/Prose Classes

- **Junior** (Age 7-9)
- **Intermediate** (Age 10-13)
- **Senior** (Age 14-18)

Booths/Banner Classes

- **Club Booth**
- **Club Banner**
- **Other Booth/Banner**

1. Demonstrations illustrated talks, or project talks may be given by a team or individual. *Teams are limited to two people at the Kansas State Fair but are not limited at the County fair.*

2. A demonstration shows a step-by-step procedure and explains why each step is essential to develop a particular skill or task. The Illustrated Talk incorporates the use of visual aids (posters, technology supplies, equipment, etc.) that describes the process of the topic being discussed. A project talk is informative, promotes a 4-H project and/or tells about your experiences in a 4-H project. Project talks are limited to 4-Her's ages 7-11.*

3. The presentation should be of sufficient length to cover the topic adequately, 3 minutes minimum and 20 minutes maximum.

4. Poetry or Prose should be a piece of literature either Dramatic, Interpretative, Humorous or other type of reading that follows the 4-H Code of Conduct (pieces should be edited for appropriate language and content if necessary). The participant may read from a script or have the piece memorized.

The title and author of the selection should be noted within the presentation.

5. Maximum 2 presentations per member.
6. Participants 4-H age 9 or above receiving a blue ribbon or high are qualified to present at the State Fair.
7. Only one booth or banner may be entered from each club. Individuals and project groups can make one entry into the class for other booths and banners.
8. Each booth or banner is to illustrate or demonstrate some phase of 4-H Club work.
9. Exhibited material should be grown or made by club members from the current 4-H year.
10. Items must be labeled.
11. Booths should be card table size.
12. All banners must have “S” hooks at the top (one at each end) for hanging.
13. Banner dimensions are to be no less than 12 and no more than 16 square feet, with no sides less than 3 feet.
14. A label is to be attached to the front lower left-hand corner (as you face it) of the banner giving the name of the club, county, and year. Letters should be 2” in height.
15. Copyrighted materials are not allowed.

Division C- Miscellaneous Educational Exhibits

*THIS DIVISION IS NOT STATE FAIR
ELIGIBLE.*

Classes

- **Secretary’s book**
- **Treasurer’s book**
- **Reporter’s book**
- **Historian book**
- **Junior Leader Book**
- **Leadership**
- **Communications**
- **Reading Adventures**
- **Performing Arts**
- **Health & Wellness**
- **Family Studies**
- **Self-Determined**
- **Notebook or exhibit** for any project not already in the fair book.

1. Exhibits may include notebooks or tri-fold displays not exceeding 3'x 4' in size.
2. One entry per class, unless otherwise noted. These exhibits may only be exhibited in other divisions that have special classes for displays and notebooks such as foods and shooting sports.
3. Exhibits will be judged on content, organization, appearance/craftsmanship, spelling/grammar, and creativity. Notebooks should include an introductory page with 4-Her's basic information and information about the project/experience being documented. Other items to include: pictures with captions, journal entries, handouts or brochures, or anything else relevant to the exhibit. Points to emphasize in the exhibit: learning goals and objectives, why the project was relevant to the 4-Her, and pictures or other means of documenting the experience.

SECTION 18– 4-H/FFA ELECTRIC & RENEWABLE ENERGY

Limit one entry per class

Division A- ELECTRICAL & ELECTRONICS

Classes:

- **AC Electric Projects** -with only a 110 or 120 V alternating current (AC) power source. Some project examples are household wiring demonstrations, small appliances, extension cords, trouble lights, indoor and outdoor wiring boards, or shop lights. Projects may be a restoration or original construction. The project must be operational and meet minimum safety standards. AC projects must be 110/120 V, no 240 V exhibits are allowed and must be constructed such that the judges have access to examine the quality of workmanship.
- **DC Electric Projects** - with a battery or direct current power source. This class includes electric kits or original projects. This class also includes demonstration DC powered projects. Examples include: wiring two or three way switches, difference between series/parallel lighting circuits or wiring doorbell switches. All DC electric

projects must work with batteries supplied by the 4-Her. Projects must be constructed so that the judges have access to examine the quality of wiring workmanship.

- **Electronic** - projects with a battery or direct current power source. This class includes electronic kits or original projects. Examples include radios, telephones, toy robots, light meters, security systems, etc. May be constructed using printed circuit board, wire wrap, or breadboard techniques. Include instructions/assembly manual if from a kit. Include plans for an original project. Projects must be constructed so that the judges have access to examine the quality of wiring workmanship.
- **Newly Built or Repaired Computers**
- **Educational Displays and Exhibits**
Projects which do not have a power source, i.e. exhibits, posters, or displays of wire types, conduit types, electrical safety, tool or motor parts identification and exhibits must be legible from a distance of four feet.

1. Each project must include a “4-H electronics & renewable energy information form”.
2. An exhibitor may enter no more than one article in each class. Label each item giving the owner's name, address, name of article and class. A typewritten identification tag placed with masking tape or tied to the exhibit is preferred.
3. Items may be used, but if so, should be cleaned before exhibiting.
4. Sheet of operating instructions must be furnished for any exhibit not self-explanatory.
5. Electric projects must be operable using only 110 or 120 AC or battery power. Batteries must be supplied.
6. No hand dipped solder may be used on exhibits.
7. Each exhibit must have a scorecard (available at the Extension office) completed and securely attached.

Division B –ALTERNATIVE ENERGY

Classes:

- **Educational Display** – Create an exhibit that addresses a focused topic related to power generated from a renewable energy source. The purpose of the exhibit is to inform and create awareness.
- **Experiment** -Display an experiment addressing a problem or question related to power generated from a renewable energy source. Include hypothesis, background research, variables, control, data, findings, conclusions, and recommendations for future study.

1. A form of energy derived from a natural source, such as the sun, geothermal, wind, tides or waves
2. All exhibits in this division are limited in size to standard, tri-fold, display boards (36" X 48") and items may not extend beyond 12" from the back board. All displays must be self-standing

SECTION 19– 4-H ENTOMOLOGY

See KSF Book for all rules and class guidelines. Limit one entry per class.

Classes:

- **Introductory Entomology Collection** – Display should consist of at least 15 specimens and no more than 30 specimens, representing at least six orders of insects. Order labels are required and must be pinned to the bottom of the box, a date-locality label is required on each specimen. Members may exhibit the collection in two cigar boxes that have lids removed and each box covered with clear plastic wrap. **Not eligible for State Fair**
- **Beginning I Entomology Collection**
- **Beginning II Entomology Collection**
- **Intermediate Entomology Collection**
- **Advanced Entomology Collection**
- **Introductory Entomology Notebook**
- **Beginning I Entomology Notebook**
- **Beginning II Entomology Notebook**
- **Intermediate Entomology Notebook**
- **Advanced Entomology Notebook**

- **Beginning Educational Exhibit**
- **Intermediate Educational Exhibit**
- **Advanced Educational Exhibit**
- **Beginning Monarch Butterfly Educational Display Class**
- **Intermediate Monarch Butterfly Educational Display Class**
- **Advanced Monarch Butterfly Educational Display Class**
- **Beekeeping Educational - not KSF eligible**

1. All entries are required to be placed in plexiglass covered, wooden boxes with outside measurements of 18"x24"x 3 ½"..... See specific phase for box and specimen number limitations. Boxes with glass covers will not be accepted.
2. Each exhibitor is required to identify each box by placing an identification label bearing the exhibitor's name and county and the class. One label goes in the upper left hand corner of the box (inside) and the other on the lower right corner of the box (outside). Arrange specimens in the box so it can be displayed length wise.
3. The number of orders, specimens (and families where required) must be included on both of the exhibitor's box identification labels. Only one adult insect per species can be used in the Collection Boxes and Notebook Classes, unless labeled as male or female and correctly identified.
4. Arrange specimens in groups or rows parallel to the short sides of the box. Specimens are to be arranged by Order in the box, then Family where required.
5. Two labels should be centered on the pin beneath each specimen. First (closest to the specimen) is the common name label and the second label should include date/locality. Full county name and state abbreviation should be on the second label. Collector's name (or host) on the date/locality label is optional.
6. The specimens should be collected by the exhibitor and should focus on Kansas insects. Insects may be collected from one county into bordering states and labeled accordingly. Please refer to "Entomology Collection Exhibit Resource" for full details on out-of-state insects in collections.
7. Only specimens of the class Insecta should be

included.

8. Purchased insects are not to be exhibited in collections, but they may be used in educational displays.

9. Specimens of soft bodied insects such as aphids, lice, termites, etc. should be exhibited in alcohol filled vials; however, the use of alcohol filled vials should be limited to only those specimens that lose their shape when pinned, since the vials pose a significant hazard to the rest of the collection if they become loose in transit.

10. Any major violation of rules will result in the exhibit being dropped one ribbon placing. Examples would include, but are not limited to: incorrect display box size, missing paperwork, feet on display boxes, no special project in notebooks, etc.

SECTION 20 - FIBER ARTS

Judging will be on July 19 at Kelly Hall.

Pre-entry required. Limit six total and three per class.

Fiber Arts Classes:

- **Crochet-** an article including felted items
- **Knitting-** an article made either by hand or by knitting machine including felted items
- **Needle Arts-** includes: embroidery and cross-stitch, needlepoint, candle wicking, crewel, lacework, and appliqué
- **Patchwork or Quilted Article-** It is acceptable practice for the exhibitor to create the patchwork or quilted article and have someone else quilt it.
- **Rug Making** – acceptable techniques included braiding, latch hook, tying, floor cloth, etc.
- **Spinning** - a skein-minimum 10 yards in length
- **Weaving** - Members should attach information about the type of loom or processes used.
- **Ethnic Arts** - See KSF book
- **Macramé**
- **Other** - any article not fitting into any of the above classes. Does not qualify for state fair.

- **Fiber Arts Educational Notebook**

NOTE: A collection of brochures, web pages, patterns, record book forms, etc. does not constitute an educational notebook. Follow copyright laws as explained in the General Rules as you are preparing your exhibit.

1. Fiber Arts is defined as any method of creating a unique design with fiber, fabric or yarn. This may include: making fabric (such as weaving, crochet, knitting, needlepoint) or when existing fabric is changed into something quite different (such as quilting or embroidery or ethnic art.) Ethnic Fiber Arts should use a fiber, yarn or fabric to create the design exhibit. Non-textile (examples include wood, reed, straw, grass, etc.) baskets/pieces should be entered in the Visual Arts Division.

2. No exhibit will be released for any other use. Heritage Fiber arts exhibits cannot be used for any of the Family & Consumer Sciences Clothing Classes.

Identification Label:

a. Type or print on 3" x 2.5" piece of cloth: class number, county and exhibitor's name. Sew or safety pin this ID label on the corner of flat articles.

c. For garments, attach an ID label to the front left shoulder seam, or left side of the waistband, as if you were wearing the garment.

3. When articles which are normally worn as a pair are exhibited, both articles must be shown together. Fasten articles together securely with yarn.

4. Special consideration will be given to articles which are of original design. Such articles should have a note attached explaining the original design.

5. The exhibitor should attach an index card, no larger than 4" x 6", with the entry form to give the judge any information on what parts of the exhibit they made, processes used, or other information which the exhibitor thinks would be helpful for the judge. For all items, please indicate if the item was made from a kit, as well as fiber content, and specifically if they are made of at least 90% wool. For quilted items, indicate who did the quilting and binding.

6. All exhibits which need to be hung **MUST** have the appropriate saw tooth hanger, rod, wire or other

mechanism attached in order to be properly displayed. If the necessary hardware is not attached, it may not be displayed.

SECTION 21 - 4-H FOODS & NUTRITION

Limit seven total entries, one entry per class excluding the non-perishable class, where the limit is four.

Age Divisions:

- **Junior** - age 7-9 yr olds
- **Intermediate** - 10-13 yr olds
- **Senior** - 14-18 yr olds

Classes:

- **Non-perishable Foods**
- **Educational Exhibit**
- **Food Gift Package**
- **Recipe Book**
- **Taste of Coffey - Lemon**
- **Modified non-perishable**

1. Complete recipes with ingredients and instructions **MUST** be attached with the entry. Exhibits without recipes included will be lowered one ribbon placing. Premade mixes are allowed.

Freeze dried foods are not allowed.

2. For food safety purposes, any entries with frostings and fillings must calculate the amount of sugar in the frosting/filling recipe only. **Calculation must be attached to entry, or the placing will be lowered one ribbon when judged.** Frosting and fillings need to contain more than 65% sugar for safety. Examples on how to calculate this percentage are included in the publication located at:

<https://bookstore.ksre.ksu.edu/pubs/MF3544.pdf>. A worksheet is available at:

https://bookstore.ksre.ksu.edu/item/frostings-and-fillings-worksheet_4H1171

3. For food safety purposes, any food with custard and dairy-based fillings and frostings (ex. Cream Cheese - regardless of sugar content), raw eggs, flavored oils, “canned” bread or bread cakes in a jar, cut fresh fruit or any food requiring refrigeration (ex. Bacon) or unbaked exhibit with raw flour (ex. No

bake cookies) will be disqualified and not judged.

Refer to K-State Research and Extension publication, 4-H488, Judge's Guide for Food and Nutrition Exhibits, for information to help you make informed, safe food exhibit decisions.

4. Alcohol (ex. Wine, beer and hard liquor) is not allowed as an ingredient in food entries. Entries with alcohol in the recipe will be disqualified and not be judged.

5. All baked goods must be left whole and uncut. Any baked product that can be removed from the pan should be placed on a plate, covered cardboard or disposable container. Small items, such as cookies and rolls, should be the same shape and from the same recipe. Exhibit: 3 cookies, 3 muffins, 1 loaf of bread, etc.

6. Under baked entries will be lowered one or more ribbon placings.

7. All un-frosted cakes should be exhibited in an upright position with crust showing, except for those cakes made with special designs such as Bundt cakes. They should have the top crust side down.

8. Attach a label to the bottom of plate or cardboard with Class Number, Food Product Name, 4-H member's Name, and County. Label templates are available at

http://www.kansas4-h.org/events-activities/fairs/kansas-state-fair/docs/foods-and-nutrition/Foods_Label.pdf or make your own with the following information: Class Number, Food Product Name, 4-H member's Name, and County.

9. Exhibits should be in food grade plastic bags, disposable plastic containers or boxes. Only the exhibit is judged. The container is not judged.

10. The exhibitor is encouraged to attach a 3'x 5" index card to give the judge any information which the exhibitor thinks would be helpful for the judge to know.

11. Educational exhibits may be in the form of a poster, notebook or display.

12. Follow copyright laws as you are preparing your exhibit. If the exhibit is a poster, it must not be larger than 22" x 28". If the exhibit is a display, the maximum size is a 3'x4' tri-fold display board.

Name and county must be clearly marked on educational exhibits. NOTE: A collection of your favorite recipes in a recipe box or notebook does not

constitute an educational exhibit in this section.

13. For food basket entries - No alcoholic beverages will be accepted. A food gift package must contain at least 3 different food items (prepared for human consumption), made by the 4-H member in a suitable container, no larger than 18" x 18" x 18".

Prepared food items must have recipes attached with the entry. Additional homemade food items beyond the 3 minimum or purchased items may also be included in the gift basket. On the back of an entry card, answer these questions: 1) What is the intended use: 2) What food safety precautions were taken during and after preparation. This entry will count as a non-perishable food product, not as an educational exhibit. Home canned foods must follow Food Preservation rules. Canning jars should not be used for baking according to the manufacturer's instructions. They could break during baking.

14. Modified non-perishables - Products must be modified from the original recipe to nutritionally enhance the food product. Attach one - 8 ½ X 11-inch page (front and back) that includes Original Recipe, Modified Recipe, and Narrative to describe modifications made, why modifications were made and lessons learned such as nutritive value, or changes in appearance, doneness, aroma, flavor, tenderness and/or texture. Example: a standard blueberry muffin recipe that is modified to make it gluten free. Suggested resources:

Altering Recipes for Better Health-Purdue University: <http://www.extension.purdue.edu/extmedia/HHS/HHS-157-W.pdf>

15. Taste of Coffey entries will not be conference judged. Not eligible for Kansas State Fair.

16. Recipe Book - a notebook of recipes that include: name, ingredients and processes used. Tell how it was served, how long it takes and the cost and number of servings. Also give any special stories or memories associated with your recipe and how well you like it. Maximum for exhibit: 7-9 yrs old: 4 recipes; 10-13 yrs old: 7 recipes; 14-18 yrs old: 10 recipes. Current year work only. Not eligible for Kansas State Fair.

SECTION 22 - 4-H FOOD PRESERVATION

Limit one per class. One jar per entry

Classes:

- **Sweet Spreads** (fruits and/or vegetables), Syrups
- **Fruits, Juice, Fruit Mixtures** (salsa, pie filling, etc.)
- **Low Acid Vegetables** (green beans, corn, or vegetable mixtures)
- **Pickles** (fruit or vegetable) Relishes, Fermented foods and relishes and chutney
- **Tomato/ Tomato Products** (tomato juice and tomato salsas)
- **Meats**
- **Any Dried Foods-** one small jar. Freeze dried foods are not allowed

1. All exhibits must have been preserved since the member's previous year's county fair.

2. Recommended recipes and processing methods must be used. Recipes must be from 1995-present. Processing methods that will be disqualified include: open kettle canning, oven canning, and sun canning.

Homemade/untested recipes will be disqualified for food safety reasons. If using the Presto Precise® Digital Pressure Canner, please indicate the appliance is used for either water bath or pressure canning. Recommended recipe resources include:

- K-State Research and Extension Food Preservation publications
- Other University Extension Food Preservation publications
- USDA Complete Guide to Home Canning
- So Easy to Preserve, 6th edition, The University of Georgia Cooperative Extension Service
- Ball Blue Book Guide to Preserving, Edition 38
- Ball Complete Book of Home Preserving @2024
- Canning mixes (i.e. Mrs. Wage's, Ball)
- Pectin manufacturers (i.e. Sure-Jell, Ball)
- <http://www.rrc.k-state.edu/preservation/recipes.html>
- Ball and Kerr

3. Alcohol is not allowed as an ingredient in food preservation entries. Entries with alcohol in the recipe will be disqualified and will not be judged.

White peaches or elderberries are not recommended

for canning.

4. Each exhibit must have the complete recipe and instructions attached with the entry card, or it will be lowered one ribbon placing. Recipe must include exhibitor name, recipe source, date of publication, and altitude where food was processed. If using Mrs. Wage's or Ball mixes, indicate the date purchased.

5. Exhibits must be processed in clean, clear, standard canning jars, with matching brands (use Ball lids on Ball jars, or Kerr lids on Kerr jars, etc.) two piece lids. Do not use colored jars. Do not add fancy padded lids, fabric cover wraps or cozies as they interfere with the judging process. No fancy packs unless the recipe states to do so (ex: Pickled asparagus)

6. Jars must be sealed when entered. For food safety reasons, the size of jars used must not be larger than the jar size stated in the recipe. (Example: Salsa is canned in pint jars only, not quarts)

Note: There are 12-ounce, 24 ounce and 28- ounce canning jars available and may be used. Use pint jar process recommendations for 12 ounce jars. Use quart jar process recommendations for 24 ounce jars and 28-ounce jars.

7. Each jar exhibited must be labeled. The label must not cover the brand name of the jar. The label must give: Class Number, Product, Altitude where processed, Canning Method (water bath, weighted gauge or dial gauge pressure method), Process Time, Pressure (psi), date processed including month and year, Name, and County/District.

8. Hole punch the entry card and use a rubber band to attach the entry card and recipe around the top of the jar.

9. If dried food product is not in a canning jar, it will be lowered on ribbon rating. Suggested amount: 1/3 – 1/2 cup, or three or four pieces per exhibit. Dried products must include the recipe, preparation steps and heating instructions.

10. Jerky not heated to an internal temperature of 160 degrees F will be disqualified and not be judged. Heating information can be found in "Dry Meat Safely at Home" - MF3173.

SECTION 23 - FORESTRY

See KSF Book for all rules and class guidelines

Limit seven total entries. Limit one entry per class.

Classes:

- **Junior** (Choose either A or B)
 - A. Exhibit a minimum of 10 different leaves from native Kansas trees collected within the year. Exhibits can include non-native leaves in addition to the required number of leaf specimens collected from native Kansas trees.
 - B. Exhibit a minimum of 5 native Kansas trees showing leaf, twig and fruit from each species collected.
- **Intermediate** (Choose either A or B)
 - A. Exhibit a minimum of 20 different leaves (including 10 new specimens) from native Kansas trees. Exhibits can include non-native leaves in addition to the required number of leaf specimens collected from native Kansas trees.
 - B. Exhibit a minimum of 10 native Kansas trees showing leaf, twig and fruit from each species collected. This exhibit must include 5 new leaf, twig and fruit specimens.
- **Senior** (choose either A or B)
 - A. Exhibit a minimum of 30 different leaves (including 10 new specimens) from native Kansas trees. Exhibits can include non-native leaves in addition to the required number of leaf specimens collected from native Kansas trees.
 - B. Exhibit a minimum of 15 different native Kansas trees showing leaf, twig and fruit from each species collected. This exhibit must include 5 new leaf, twig and fruit specimens.
- **Advanced** (choose either A or B)
 - A. Exhibit a minimum of 40 different leaves (including 20 new specimens) from native Kansas trees. Exhibits can include non-native leaves in addition to the required number of leaf specimens collected from native Kansas trees.
 - B. Exhibit a minimum of 20 native Kansas trees showing leaf, twig and fruit from each

species collected. This exhibit must include 10 new leaf, twig and fruit specimens.

- **How a Tree Grows Display**
- **Tree Appreciation Display**
- **Growing and Protecting Trees Display**
- **Tree Culture Display**
- **How Forests Serve Us Display**
- **Educational/ Creative Exhibit Display**

1. All Leaf exhibits are to be mounted on 8.5"x 11" heavy stock paper and placed on loose-leaf binders. (Magnetic or adhesive filler sheets for photographic prints are recommended.) Twigs and fruit collections may be exhibited in whatever manner you choose (maximum trifold size is 3' x 4'. Resources for exhibiting are located on the Kansas 4-H forestry project webpage).

2. Name, club, age and year in the project should be on the front cover or in a prominent location.

3. Leaves should be identified with an appropriate label located near the leaf on the same page. Labels should include (1) proper common name as listed in 4-H Bulletin 334, "List of Native Kansas Trees"(2) Location (city and/or county where collected and (3) date (day, month, year) collected.

4. Divide Specimens into the following two sections: Native Kansas Trees, and Non-Native Trees.

5. New Specimens are those specimens collected during the current 4-H year and cannot be duplicate tree species of previously displayed specimens.

6. Group specimens according to the years collected (ex. "old-previous years" and "new").

7. Variations of varieties do not count as different species or specimens.

8. When replacing previously displayed samples, due to degradation, improper mounting or incorrect identification, the specimen label must also be updated. Replacements do not count as new specimens. Replacements should be displayed in the "old previous" section of the display.

9. If you retrieve information for your forestry exhibit, you must include a reference citation to the source.

10. In all leaf collections (Division A – Intermediate Forester), exhibit one complete leaf where possible. Where the leaf is too large, exhibit as much terminal

portion as possible. Sketch in reduced scale the entire leaf to illustrate where the exhibited portion comes from. Note: A “leaflet” is incorrect when displayed as the complete leaf for the tree.

11. All work must show originality. Leaf collections and displays should not closely resemble work done by others in the same club.

SECTION 24 – 4-H GEOLOGY

Limit one per class

Classes:

- **Novice** - (Age 7–9) 12 specimens four rocks, four minerals, four fossils (*Non KSF classes*)
- **Novice Educational Display**– (Age 7-9) display relating to project work. (*Non KSF classes*)
- **Display** - at least **15** different rocks, minerals, or fossils, at least 5 of each. Fifteen must be collected during the current 4-H year.
- **Display** - at least **30** different rocks, minerals, fossils, at least 5 of each. Fifteen must be collected during the 4-H year. Exhibitors are limited to one exhibit box. This class is open to those exhibiting either first or second time at the fair.
- **Display** - at least **45** minerals, or fossils, at least 5 of each. Fifteen must be collected during the current 4-H year. Exhibit limited to two boxes. This class is open to those exhibiting either the third or fourth time at the fair.
- **Display** - at least **60** rocks, minerals, or fossils; at least 5 of each. Fifteen must be collected during the current 4-H year. Exhibit limited to two boxes. This class is open to those exhibiting the fifth time or more at the fair.
- **Educational Exhibit** - relating to everyday living; or to a mineral test, a rock formation, geological history, species of a fossil, forms of one mineral, a variation of one kind of rock, archaeological artifacts, or Indian

artifacts. Exhibit limited to 4 feet of table space.

- **Mineralogy** - a min of **15** mineral specimens collected in Kansas, at least 5 of which have been collected during the current 4-H year.
- **Paleontology** - display of 15 fossil specimens. At least 5 of which have been collected in the current year.
- **Petrology** - display of 15 rock specimens. At least 5 of which have been collected in the current year.

Lapidary Classes:

- **Display** - at least **5** varieties of polished (tumbled) specimens and 5 varieties of unpolished specimens that have not yet received lapidary treatment.
Only those exhibiting lapidary at the State Fair for the first time may exhibit in this class.
- **Display** - before-and-after examples of at least 3 varieties of specimens, at least 2 tumble-polished and 2 unpolished of each.
- **Display** - before-and-after examples of at least 6 varieties of specimens, at least 2 tumble-polished and 2 unpolished of each. At least two varieties should be collected from the native site by the 4-Her, at least one of which comes from Kansas. Lapidary work on at least three varieties should be done during the current 4-H year.
- **Display** - before-and-after examples of at least 9 varieties of specimens, at least 2 tumble-polished and 2 unpolished of each. At least three varieties should be collected from the native site by the 4-Her, at least two of which comes from Kansas. Lapidary work on at least three varieties should be done during the current 4-H year.
- **Exhibit** - at least **6** specimens that have not previously been exhibited, which have received lapidary treatment. Lapidary treatment may consist of polishing an end, face, or flat lapping. Specimens must represent at least 3 different varieties and

include at least three cabochons of any size or shape, only one of which may be free-formed. Three of the specimens must be mounted into jewelry findings.

1. The standard size exhibit box should be 18" x 24" X 3 1/2". Plexiglass covers are required. Boxes with glass covers WILL NOT be accepted. All specimens are to be arranged across the narrow (18") dimension of the exhibit box, making the exhibit 18" across the top and 24" deep. If a box has a sliding plexiglass cover, it must be removable from the top. Screws, locks, or other devices that would prevent judges from removing the cover should not be used.
2. Each exhibitor is required to identify each display box by placing an identification label bearing name, county, and number of specimens in the upper left-hand corner of the plexiglass cover (inside- use clear double-sided tape to adhere gummed labels) and by attaching a label with the same information on the lower right corner of the box (outside.)
3. Geology specimens should be labeled with the number of specimens, date collected, specimen name or description, and locality (county only) where collected.
4. For the geology display classes, specimens should be mounted in the box by proper groups: rocks, minerals, fossils. Fossils must be identified to the phylum, classes and genus level. Genus name is to begin with a capital letter. Species names are all lower case. Genus and species names must either be italicized or underlined, not both. The words "phylum, class, genus" on labels are to be spelled out, not abbreviated. More than one specimen of the same kind of rock or mineral or species of a fossil may be exhibited if this duplication represents different geological formations. Specimen label must show this distinction.
5. For geology display classes, all specimens must be collected (not purchased) from locations in Kansas, with the exception of Tri-State Mining Area specimens collected from these three adjacent counties: Ottawa County, OK; Newton and Jasper Counties, MO. Other out-of-state specimens will not count in the minimum number for the class, nor will they be considered in the judging.

SECTION 25– 4-H / FFA HORTICULTURE & LANDSCAPE DESIGN

Limit one entry per garden class, except for the following classes: herbs, grapes, small fruit, and tree fruit. (limit two). Limit two per floral class.

Garden Classes:

- **Garden Display** - Each exhibitor in this class will be limited to four square feet of space. Exhibit consists of five different fresh vegetables. Only one variety of each type of vegetable may be exhibited. The number of five vegetables to be exhibited are as follows: 1 Large Vegetable each, 5 medium vegetables each, 12 small vegetables each, 1 half pint box small fruit, 2 bunches of grapes.
- **Small vegetable plate** - (12) Maximum of 4 total entries of one variety each Ex. See list below, plus cherry and pear tomatoes
- **Medium vegetable plate** - (5) Maximum of 10 total entries of one variety each. Ex: See list below plus garlic, onions, peppers, parsnips.
- **Large vegetable plate** - (1) Maximum of 6 total entries of one variety each.
- **Fresh Culinary herbs** (6 stems in a disposable container of water) Dried herbs not accepted. Ex. parsley, basil, dill, etc
- **Small Fruit** (one half pint box) Ex. See list below.
- **Tree fruits** (5/plate) Ex. apples, pears, peaches or other tree fruits.
- **Grapes** (plate of 2 bunches)
- **House plants** *Not state fair eligible*

1. Choose vegetables for exhibits that will hold up well during the fair. Avoid overripe or over-mature specimens. Those that are slightly under ripe or slightly immature when picked may last longer. Helpful tips can be found in the following publications: Exhibiting Fruits and Vegetables (C-405) and Preparing Cut Flowers for Exhibit (4-H 826) available at the Extension Office.

Large Vegetables - Watermelon, summer squash,

winter squash, large type pumpkin, eggplant, cabbage, cantaloupe, other large vegetable
Medium Vegetables - cucumbers, tomatoes, beets, white onions, yellow onions, red onions, bell peppers, other peppers, okra, parsnips, radishes, turnips, sweet potatoes, red potatoes, white or Russet potatoes, carrots, miniature pumpkin, decorative gourds, **garlic** or other medium vegetables.

Small Vegetables- Green snap beans, yellow wax beans, cherry and **pear tomatoes** and other small vegetables

Small fruits -Strawberries, blackberries, raspberries, or other similar sized fruits.

Tree fruits- Apples, pears, peaches, or similar sized fruits.

Grapes - (plate of 2 bunches)

Floral Classes:

- **Annual Garden Flower** - cut specimen, single stem.
- **Perennial Garden Flower** - cut specimen, single stem.
- **Fresh Flower Arrangement** - May not be purchased, must be grown by the exhibitor.
- **Dried Flower Arrangement** - no fabric or plastic material allowed.
- **Horticulture Notebook** - Notebook or three ring binder of written narrative describing a project such as a landscape design, landscape installation, lawn renovation, water garden, flower garden, vegetable garden, lawn mowing service, landscape maintenance business, farmer's market business, or other horticultural project. It is encouraged to include photographs, illustrations and/or landscape drawings that help explain work done by the member. Photos taken from the same location before, during and after the completion of the project are particularly helpful.

1. Members are encouraged to exhibit cut flowers and fresh floral arrangements in disposable containers. If a non-disposable container is used, mark it plainly with your name and county/district. The Coffey County Fair is not responsible for the

loss or damage to any flower arrangements, vases or containers. Containers cannot be picked up until release time on the last Sunday of the fair.

2. All floral materials must be grown and/or collected by the exhibitors. Do not use purchased plant materials. Entries should not take over one square foot of table space.

3. Potted plants are not accepted.

4. All entries must be freestanding, easily moved, and not require any special equipment to display. Hanging entries are not accepted.

SECTION 26 – 4-H INTERIOR DESIGN & ARCHITECTURE

See KSF Book for all rules and class guidelines

Refurbished furniture is no longer accepted as an entry in this division

Limit two entries.

Classes

- **Room Design Board**
- **Two Collages on Design Board**
- **Two Diorama Models**
- **Marble Maze or Enclosure**
- **Marble Maze Presentation Board Only**

SECTION 27 - 4-H PHOTOGRAPHY

Classes are based on years of experience in project - not 4-H age

Limit 6 total entries, two per class.

Classes:

- **Color photos - 3 yrs or less**
- **Color photos - 4-7 yrs**
- **Color photos - 8+ yrs**
- **Black and white photos – 3 yrs or less**
- **Black and white photos- 4-7 yrs**
- **Black and white photos- 8+ yrs**
- **Growth Portfolio - See KSF**
- **Career Portfolio - See KSF**

1. All photos must be no larger than 8” x 10” and not smaller than 7”x 9” after trimming.

2. Photos are to be mounted across the narrow (11”) dimension of an 11”x12.5” sheet of white or cream studio matte board. Mounting boards and protective

bags may be purchased at the Extension Office.

3. Photos must be mounted with the top edge of the print 1" below the top of the mount (board is always oriented narrow side up-portrait style). The sides of the print must be equal distance from the two sides of the mount. Improperly mounted photos will be lowered one ribbon placing.

4. A permanent mount must be made by using photographic adhesive. Using photographic/craft spray adhesives or hot mounting are the recommended mounting methods. Other methods including glue dots and glue sticks are acceptable but may not give the best results. Double-sided tape and rubber cement are not acceptable adhesives.

5. No lettering, including dates, is permitted on the front of the mount or on the photo. No underlay or borders are to be used.

6. To protect exhibits from dust and moisture, it is recommended to place photos in photo sleeves that are available for purchase at the Extension Office.

Important: photo sleeves must be left unsealed for the judging process!

7. On the back of the mount, write the exhibitor's name, photo class, location where the photograph was taken and the county name.

8. Improperly mounted photos, oversize or undersize photos or photos with the white borders not removed or lettering (including dates) on the photo, will be awarded a ribbon placing lower than the placing determined by the judge.

9. Photographs taken with a digital camera and having no more adjustments than exposure, color intensity or correction, one click filter effects, red eye removal, cropping, dodging and burning should be entered in the standard color or black and white classes. HDR photos are to be entered in the standard photo class.

10. The black and white class is for black and white prints only. Monochromatic prints including sepia prints are considered color photos and must be entered in the appropriate color photo class. Black and white combined with an area of color are still classified as a color photo.

11. Appropriate photo subject matter: Photographic subject matter is expected to follow 4-H standards. For a sense of prohibited subject matter, review the Kansas 4-H member Code of Conduct; in general, if

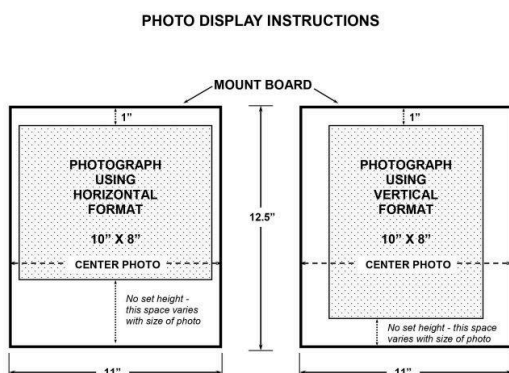
it is not allowable at a 4-H event, it is not allowable in a 4-H photograph at the County or State Fair.

12. Photos with live subject(s) on railroad right away or taken from railroad right of way property will not be displayed in Kansas 4-H Photography and will be disqualified and not judged.

13. Copyright protections must be observed. Taking a photo of a registered trademark is not copyright infringement. However, a photograph of a copyrighted work of art such as a sculpture, or a photo taken by another person; is copyright infringement. See the following resource for more information on what is/is not copyright infringement.

<https://www.extension.iastate.edu/4hfiles/StateFair/SFDocuments/SF1UseofCopyrightVI010401.pdf>

14. Decisions as to display and/or penalize exhibits will be made by the Photography Superintendent and Extension staff.



SECTION 28 - ROBOTICS

See Department X rule 5 for specific details.

Exhibits are limited to only one entry per class.

Age Divisions:

- **Junior** - age 7-9 yr olds
- **Intermediate** - 10-13 yr olds
- **Senior** - 14-18 yr olds

Classes:

- **Robot made from a Commercial Kit**
- **Programmable Robot made from a Commercial Kit**

- **Robot Designed and Constructed** by exhibitor and may be operated by a remote controlled device.
- **Junk Drawer Robotics**-based curriculum robot.
- **Educational Displays** - Display, notebook or poster
- **Robot Designed by Exhibitor** -The robot must not be a mere modification of an existing robot kit or plan

Team Robotics Project

Classes:

- **Robot designed and constructed by 2 or more 4-H members** which is eligible for the Team Robotics Challenge at the Kansas State Fair, if entered.
The robot must not be a mere modification of an existing robot kit or plan. The robot may be a programmable type that is made from a commercial (purchased) kit.
- **Team Educational Displays** - Display, notebook or poster

SECTION 29– 4-H SEWING AND TEXTILE DESIGN

Limit five entries excluding fashion revue.

Limit two fashion revue entries.

Judging will be July 19, 2025 (see schedule) at the 4-H Building

Age Divisions:

- **Junior** - age 7-9 yr olds
- **Intermediate** - 10-13 yr olds
- **Senior** - 14-18 yr olds

Classes:

- **An article, garment, or outfit constructed**
- **Educational Exhibit**
- **Recycled Item Project**
- **Fashion Revue**

1. Articles, garments, outfits may have been

used/worn but should be carefully laundered or cleaned before being exhibited.

2. If top & bottoms are to be worn together, it is considered 1 article/garment. **The whole outfit does not need to be constructed for the outfit to be modeled. Example: constructed pants can be modeled with a store bought shirt.** All garments must be left with script and picture for display after judging. **All items should be hung on a swivel or wire hanger.**

3. Identification Label: A) Type or print on 3" x 2 ½" piece of cloth: Class Number, County, and Exhibitor Name. B) Use a safety pin to attach the label to the garment (back of neck, center back of waistband, or left end of apron band). Label each piece. **If selected for the State Fair, labels will need to be sewn into the garment.**

4. Pre-cut kits are acceptable in all clothing classes. All articles/garments must be finished for use.

5. Educational exhibit classes. Share with others what you learned in this project. Exhibits may be in the form of a poster, notebook or display. Follow copyright laws. If the exhibit is a poster, it must not be larger than 22" x 28". If the exhibit is a display, the maximum size is a 2'3' tri-fold display board. Name and county must be clearly marked on educational exhibits.

6. Recycled Clothing Project – An item made of at least 50% recycled material (recycled means reusing an existing item in a new way). Could be remaking/redesigning a garment, repurposing a clothing item for a new use, etc. Must include sewing of some kind. An index card (no larger than 4"x6") MUST accompany entry describing the recycled materials and how they were used in the item.

7. **Bring TWO COPIES of your Coffey County 4-H Clothing Information Sheet.** Information sheet must include a picture or will be dropped one ribbon placing. **Coffey County 4-H Clothing Information Sheet can be found at coffey.ksu.edu.** The style revue script should be 4-6 sentences in length and written just as you would like it to be read during the event. It should include the members name and 4-H club in the first sentence. Some descriptors may include: Fabric, colors, patterns, where you will wear the outfit, what you like best,

etc. Feel free to include hobbies and other info about yourself.

8. If a participant has been selected for Parade of Purples they will be able to get their garments Friday **from 3p-5p. You must pick up items prior to the parade as the 4-H Building will be LOCKED during the parade.** Ribbons will **not** be handed out on the day of the revue. Purples are eligible to participate in the “Parade of Purples” which will be held outside of Kelley Hall after the parade. The champions will be announced at that time.

SECTION 30 - SHOPPING IN STYLE

Judging will be Saturday, July 19th, at the 4-H Building. (See Schedule)

Limit two educational entries and two fashion revue entries.

Classes:

- **Junior (age 7-9) Fashion Revue**
- **Junior (age 7-9) Educational** - Choose one of the following activities from Unit 1 or Unit 2 of the curriculum project manuals. Exhibit should consist of poster that showcases:
 - A. a garment you purchased that reflects your personal style and explains how this garment reflects your style and how it influences what others think of you
 - B. a garment you purchased and explains how your personal style either aligns or contradicts what is considered to be “in style” today.
 - C. a garment you purchased and explains or illustrates how this garment is a modern version of a fad or fashion from an earlier decade
 - D. a garment you purchased and explains how this garment reflects a different ethnic or cultural influence
 - E. a garment you purchased and includes a color discussion that provides an overview of how different colors complement different hair colors and skin tones

and how that influenced garment selection.

- **Intermediate (age 10-13) Fashion Revue**

- **Intermediate (age 10-13) Educational -**

Choose one of the following activities from Unit 3 or Unit 4 of the curriculum project manuals. Exhibit should consist of a display that showcases:

- A. an outfit you purchased to wear with a clothing item that was already in your wardrobe that still fit but you didn't wear anymore. Explains why the clothing item was not being worn and what you did to transform it into a wearable garment
- B. a top and bottom that you purchased, as well as at least three pieces of clothing in your existing wardrobe that you can mix and match with the new items to create multiple outfits. Includes a clothing inventory and explain what you have learned by completing this activity.
- C. an outfit you purchased and explain why you selected the garment you did, your shopping budget, and cost per wear
- D. an outfit you purchased and explain how advertising influences clothing purchases making a distinction between wants and needs. Include your shopping budget and cost per wear.
- E. an outfit you purchased along with a cost comparison between garments/accessories purchased vs. sewing/constructing the outfit. Comparison should include a variety of shopping options and/or price tracking at stores over a period of time.

- **Senior (age 14-18) Fashion Revue**

- **Senior (age 14-18) Educational -** Choose one of the following activities from Unit 5 or Unit 6 of the curriculum project manuals.

Exhibit should consist of a display that showcases:

- A. an outfit you purchased and care requirements not only for this garment but also for garments made of other natural and synthetic fibers. Display should also include a care cost analysis for garments of different fibers
- B. an outfit you purchased which you have repaired or altered. Include a clothing inventory list which includes cost savings for repaired items as compared to purchasing replacement garments
- C. an outfit you purchased along with plans and commentary for a fashion show that would capture the attention of an audience. Plans should identify target audience, venue, theme, budget, and logistical plan for the fashion show
- D. an outfit you purchased and explain 3 methods of clothing repair that you have learned, i.e. torn seam, torn hem, replacing a button, etc. Display should also include photos and a list of your assembled clothing first aid kit. Include itemized expenses
- E. An outfit you purchased, and feature any other completed activity from the Shopping In Style curriculum of your choosing that isn't listed above.

1. Project work must be based on the Shopping in Style curriculum and age division. Curriculum can be found on the Coffey County Extension website: <https://www.coffey.k-state.edu/4-h/coffeycountyfair/>
2. Posters can be flat poster board or foam board, no larger than 22" x 28."
3. Tri-fold educational displays must be free standing and no larger than 36" x 48."
4. Photos of 4-H member in purchased outfit must demonstrate criteria as outlined on scoresheet. Consider multiple angles, good light and highlight details so that the judge may accurately evaluate the

exhibit.

5. Exhibits should include actual photos of 4-H member in garments, and may also include pictures from magazines or the internet.

6. Majority of purchased outfits must be bought (not borrowed) and modeled by the member or made by another individual for the member if the fabric and pattern were chosen by the member. Everything which is commonly considered an outer garment must be purchased by the member or constructed by another person (vest, jacket, dress, skirt, pants, coat, etc.).

7. All items will be displayed at the fair with accompanying Coffey County 4-H Clothing Information Sheet. All items should be hung on a swivel or wire hanger.

8. **Bring TWO COPIES of your Coffey County 4-H Clothing Information Sheet.** Information sheet must include a picture or will be dropped one ribbon placing. **Coffey County 4-H Clothing Information Sheet can be found at coffey.ksu.edu.** The style revue script should be 4-6 sentences in length and written just as you would like it to be read during the event. It should include the members name and 4-H club in the first sentence. Some descriptors may include: Fabric, colors, patterns, where you will wear the outfit, what you like best, etc. Feel free to include hobbies and other info about yourself.

9. If a participant has been selected for Parade of Purples they will be able to get their garments Friday **from 3p-5p. You must pick up items prior to the parade as the 4-H Building will be LOCKED during the parade.** Ribbons will **not** be handed out on the day of the revue. Purples are eligible to participate in the "Parade of Purples" which will be held outside of Kelley Hall after the parade. The champions will be announced at that time.

SECTION 31 - SHOOTING SPORTS

Limit one per class.

Educational/Promotional Classes:

- **Educational Display**
- **Promotional Poster**
- **Notebook**

Experiential Classes:

- **Shooting Aid or Accessory** - Any item the 4-Her makes which helps the shooter/hunter

better perform their sport, examples: rifle sling, kneeling roll, arm guard, shotgun vest, target boxes, shooting stick, etc. Include your design, or plans you adapted, what the item is and used for.

- **Storage Case** - Any item the 4-Her makes with the purpose to safely hold a firearm, bow, ammunition, and/or arrows. Examples: soft sided shotgun case, quivers, firearm safe, include your design, or plans you adapted. Explain how the storage case is used.
- **Practice Game or Activity** - Invent or adapt an activity to practice or teach a project skill. Include pictures of youth playing the game, testimonials of 4-H members who played the game, what skill is being worked on, and directions for the game. Explain how you came up with the game or adapted it to fit the needs of your group members.

1. National Minimum Standards and Best Practices

<https://4-hshootingsports.org/wp-content/uploads/2024/01/12.13.23-Minimum-Standards-Update.pdf>

MUST be followed as well as Kansas 4-H Shooting Sports Handbook.

https://bookstore.ksre.ksu.edu/pubs/kansas-4-h-shooting-sports-handbook_4H1101.pdf Exhibits outside these standards will be disqualified.

2. The exhibit size rule will be strictly enforced.

Exhibits exceeding the size guidelines will be disqualified. Maximum exhibit size for all exhibits in this division is 4'X6'. Larger exhibits will be turned away.

3. Follow copyright laws as explained in the General Rules as you are preparing your exhibit. Take care to select durable materials to withstand State Fair conditions.

4. Educational Display must be the standard tri-fold size: 3' wide and 4' tall. Failure to follow size limitations will penalize entry one ribbon color.

5. Promotional Posters must be flat and no larger than 22"x 30". Content should not exceed display borders. Failure to follow size limitations will penalize entry one ribbon color.

6. Notebooks should be in an 8 ½ x 11 inch 3 ring

binder.

7. Exhibitors must comply with state and federal laws and fair policies. No “live” ammunition containing propellant or explosive powders may be used in any display! An inert substitution must be used instead of powder and “live” ammunition. The substitution must be clearly described on the back of the poster, display or in a notebook. Exhibits must not display, describe, or depict firearms or firearm components that are not allowed by 4-H Shooting Sports National Minimum Standards.
8. Name, county, age and year in the project should be on the front of the poster, display or notebook.
9. Exhibits will not be accepted if they are related to reloads.
10. See Kansas State Fair Scoresheets.

SECTION 32 – SMALL ENGINES

See Department X rule 5 for specific details.

Exhibits are limited to only one entry per class.

Classes:

- **Display:** Exhibit a display, selecting one of the following options:
 - A. a display identifying different engine or lawn and garden equipment parts or a display showing the function of the various engine or lawn and garden equipment parts;
 - B. a display identifying and explaining the function(s) of different special tools needed for small engine work;
 - C. a display illustrating and providing the results of any one of experiments that are included in the project books. No complete engines, lawn tractors, tillers, chainsaws are permitted for display. Maximum tri-fold size is 3' x 4'.
- **Maintenance:** Exhibit a display that illustrates either:
 - A. Routine maintenance procedures
 - B. Diagnosing and troubleshooting specific problems in an engine. No complete engines, lawn tractors,

tillers, chainsaws, etc. are permitted for display, using a maximum tri-fold size of 3' x 4'.

- **Operation:** Exhibit an operable small engine (no more than 20 HP) overhauled or rebuilt by the member. Include maintenance schedule for the engine and a brief description of steps taken by the member overhauling or rebuilding the engine. Engine should contain no fuel in tank or carburetor. All exhibits in this division are limited in size to standard, tri-fold, display boards (36" X 48") and items may not extend beyond 24" from the back board. All displays must be self-standing.

1. Each Small Engines exhibit must include a "4-H Small Engines Information Form", which is available through your local K-State Research and Extension office or at

<http://smallengines/engtechrks.com/> . This form must be attached to the outside of a 10' X 13" manilla envelope. Place them inside the manilla envelope. For notebooks, display boards, and posters, no additional exhibit information is required; no manilla envelope is needed for these exhibits

2. Items that have been in use should be cleaned for exhibit.

3. A sheet of operating instructions must be included in the packet furnished for any exhibit that is not self-explanatory.

4. All exhibits should involve engines smaller than 20 horsepower

SECTION 33- UNCREWED AERIAL SYSTEM

See Department X rule 5 for specific details.

Limit one per class.

Classes:

- **Junior (7-9)**
 - A. UAS Designed & Constructed by exhibitor, operated by a remote control device
 - B. Practical application, constructed from a purchased kit

- C. Educational - Poster, Display Board or Notebook
- **Intermediate (10-13)**
 - A. UAS Designed & Constructed by exhibitor, operated by a remote control device
 - B. Practical application, constructed from a purchased kit
 - C. Educational - Poster, Display Board or Notebook
- **Senior (14-18)**
 - A. UAS Designed & Constructed by exhibitor, operated by a remote control device
 - B. Practical application, constructed from a purchased kit
 - C. Educational - Poster, Display Board or Notebook

SECTION 34 - VETERINARY SCIENCE

Limit one entry.

Classes:

- **Notebook**
- **Poster**
- **Project Display**

1. Exhibits may represent material from any of the Veterinary Science projects including entry level exhibits from Unit I.
2. If photographs are to be part of the exhibit, remember that they will be viewed by the public. Make sure that the photographs are in good taste and will not be offensive to anyone. Graphic photographs of excessive bleeding, trauma or painful procedures are not appropriate. For exhibits related to veterinary surgical procedures, aseptic techniques need to be shown, for example, use of drapes, use of sterile procedures, wearing of gloves and other appropriate veterinary medical practices.
3. First-Aid Kits: Because of public safety concerns and risk of theft of first-aid kit contents (veterinary drugs/equipment) with perceived potential for drug abuse, animal first aid kits containing any drugs or medications will be immediately disqualified and not displayed. First Aid kits wishing to include medication information should instead utilize written

descriptions, photographs, drawings, computer generated printouts or empty packaging of pharmaceuticals.

4. Veterinary Science Posters - This exhibit presents the viewer with a design that is simple and direct, unlike a display that usually presents more information. A poster should not exceed 22" x 30" and may be either vertical or horizontal.

5. Veterinary Science Displays - A display may include but is not limited to: a 3-dimensional exhibit, a scale model, the actual product (for example: skeleton; teeth; samples of leather, fur, or dried skin damaged by disease or parasites) or a notebook. A display is not a poster. A display may be mounted on poster board not to exceed 22" x 28" or on 1/4" plywood or equivalent that does not exceed 24" high or 32" wide or in a three-ring binder or another bound notebook format.

6. Veterinary Science Notebooks: Individual entries are to be placed for display in a three-ring notebook for competition. Notebooks may not be larger than 8 1/2" x 11".

7. Name, county/district, age and year in the project should be on the front of the poster, display or notebook.

Appropriate topics include: maintaining Health, specific disease information, photographic display of normal and abnormal characteristics, animal health or safety, public health or safety, proper animal management to ensure food safety and quality, efficient and safe livestock working facilities, a topic of the exhibitor's choosing related to veterinary medicine or veterinary science.

8. Because these are science displays, all references and information must be properly cited. Proper sources include but are not limited to: Professional journals and publications, professional AVMA accredited websites, interviews with veterinarians and excerpts from Veterinary Educational Literature. Plagiarism will result in disqualification. Please study your topic and present the information to your audience in your own words.

SECTION 35 - 4-H VISUAL ARTS

Limit six total. Limit three per class.

Age Divisions:

- **Junior** - age 7-9 yr olds
- **Intermediate** - 10-13 yr olds
- **Senior** - 14-18 yr olds

Classes:

- **Fine Arts:** Oil, chalk, charcoal, dyes, pastels, pencil, ink, acrylic, or watercolor on canvas, canvas board, paper, wood, metal, or textiles, framed as a picture, prepared for hanging. Stretched canvas art on a wooden frame is considered prepared for hanging provided that frame has a hanger.
- **Clay and Ceramics:** Any original item made of clay; may be fired or unfired, hand formed, or thrown on a wheel. Self-hardening, fire/oven-cured, and/or cornstarch clays are acceptable. Items can include, but are not limited to, clay statues, bowls, etc.
- **Leather and Jewelry:** Any leather stamping, carving, tooling, lacing, or stitching piece or any jewelry piece made from any medium are acceptable exhibits. **Leather project kits are acceptable. If a member makes their own pattern, it should be explained in the rubric with the pattern included.**
- **Three Dimensional:** The piece must be observable on at least three sides and should be either free-standing or prepared to be hung. Craft and pre-formed or assembled projects are not acceptable.
- **General Crafts:** This category incorporates miscellaneous pieces that do not correspond to the four, above-mentioned categories.

1. Exhibitors are allowed to take one item on to the Kansas State Fair. Exhibits must be easily transported by one individual. Each county is allowed to submit a total of five entries; one per category. State Fair selection will be made by the judge at the county level.

2. All work must be original. For an explanation of 'original art' see the KSF book.

3. Kits are not allowed. Except for leather kits.

4. Projects with fractal burning are not allowed.

Example: electrical burning to add black line work on art work

SECTION 36 - WESTERN HERITAGE

****NOT STATE FAIR ELIGIBLE****

Limit one per class.

Classes:

- **Foods** (may be perishable or non-perishable)
- **Sewing and Textile Design**
- **Fashion Revue** - Sewing and Textile Design or Shopping in Style outfits
- **Interior Design and Architecture**
- **Educational Display**
- **Visual Arts** - See Visual Arts division for more details
- **Fiber Arts**

1. Western Heritage Champion selected based on the number of purple and blue ribbons awarded.
2. Exhibits in this project area will be judged by their corresponding class areas but will be displayed together.
3. Western Heritage exhibitors do not have to be enrolled in the corresponding project area in which they are exhibiting as long as they are enrolled in Western Heritage. (i.e. to exhibit in Western Heritage Fashion Revue, one only has to be enrolled in the Western Heritage project, NOT in Clothing Construction or Buymanship).
4. All exhibits should follow the guidelines from the corresponding section. i.e. educational displays must meet size criteria.

SECTION 37 – 4-H WILDLIFE

Limit one per class.

Classes:

- **Notebook**
- **Promotional Poster** - Flat poster board or foam board no larger than 22" x 28"
- **Educational Display** - Maximum tri-fold size is 3' x 4'.
- **Fish Harvesting Equipment** - Board exhibit. Display of equipment used in fish

harvesting. Examples: fishing knots, hooks (with corks over ends for safety), lures. Label all items displayed and include the purpose of each item, when or where each item is used.

- **Build a Fishing Rod** - Exhibit may not exceed 96 inches in length. Exhibit must be mounted on a board. Include with the exhibit: Explanation of cost of materials/components and the number of hours required for construction. Label all parts. Necessary components which must be included are grip, line guides (based on manufacturers specifications), guide wraps, and hook keeper. Reel seat needs to be aligned with guides, and guides aligned accurately down rod. Guide wraps of size A to D, nylon or silk thread. Exhibit will be judged on: workmanship, labeling of parts, information, and neatness.
- **Casting Target** - Target must be under 48" x 48". The bullseyes must be 2 feet, outer band must be 1 foot in diameter and can have up to 3 rings. The exhibit must be easy to store, durable, and weather resistant. Include the purpose and rules of using your casting target.
- **Wildlife Harvesting Equipment** - Board Exhibit. Display of equipment used in harvesting wildlife. Examples: expended ammunition casings (no live ammunition permitted), steel traps, hide stretchers, fleshers, etc. For displays of shotguns, rifles, or bows, use drawings or pictures. Label all items displayed: the purpose of each item, when or where it is used and personal experiences with the item.
- **Inventing Wildlife/Fish Harvesting Equipment, Aid or Accessory** - Use engineering principles to invent or adapt equipment that helps you harvest fish or wildlife. This could include wildlife calls, adapted fishing pole for shallow water, a blind, decoys, etc. Share your drawing (or adapted plans), how the equipment works, how you tested it, and the results of testing

your prototype, and any adjustments you made.

- **Tanned Hides** - Exhibit of a wild animal hide properly processed by the member. If not mounted, must be in a clear clothing bag with hanger. all field experiences, study, OR observations that relate to the exhibit.
- **Taxidermy** - Any legal fish, bird, or other wild animal properly processed by the member. No requirement as to mounting. Include the animal's name and the following: information about the exhibitor's personal field experiences, study, OR observations that relate to the exhibit.
- **Wildlife Tracks** - Board or diorama-type box exhibit. Make a display of animal tracks using plaster-of-paris casts. There are 3 options. For all options, include a brief description of your experiences in making the tracks so the judges better understand what you did and learned. Positive casts (impressions as they would be in nature) are preferred. - Option 1 should show plaster-of-paris tracks of five or more kinds of wildlife along with a picture or illustration of each kind of animal. (OR) - Option 2 should show two or more plaster-of-paris tracks of one specific kind of wildlife and should include a picture or illustration of the animal, what the animal may eat, and what may eat the animal. (OR) - Option 3 should show two tracks and include the animal's habitat needs including preferred food, shelter, water, and space in addition to picture or illustration of the animal.
- **Wildlife Knowledge Check** - Use electrical circuits, pictures, or other methods of teaching wildlife identification or other wildlife conservation or shooting sports related knowledge. Plan size and shape to fit transportation and display; maximum size 24 x 24 inches.
- **Houses** - Make a house for wildlife. Examples: bird house (bluebird, purple martin, wood duck, kestrel, barn owl, etc.) or bat house; no insect houses. Make the

house functional so that dimensions, hole size etc. are appropriate to fit the intended species' needs. Include the following information: 1) the kinds of animal(s) for which the house is intended, 2) where and how the house should be located for best use, 3) any seasonal maintenance needed, and 4) any evidence of your personal observations from experiences.

- **Feeders/Waterers** - Make a bird bath or feeder. Examples: seed, suet, or nectar feeders. Squirrel feeder okay; no insect feeders. Include the following information: 1) the kinds of animal(s) for which the water/feeder is intended, 2) where are how the water/feeder should be located for best use, 3) any seasonal maintenance needed, and 4) any evidence of your personal observations or experiences.

1. Exhibitors must comply with state and federal laws. It is illegal to possess threatened or endangered wildlife, or the feathers, nests, or eggs of non-game birds. Game birds and game animals taken legally during an open season may be used. The use of live wild animals in educational exhibits is prohibited.

2. Wildlife exhibits that reflect harvesting of wildlife must follow National Minimum Standards and Best Practices

<https://4-hshootingsports.org/wp-content/uploads/2024/01/12.13.23-Minimum-Standards-Update.pdf> and **Kansas 4-H Shooting Sports Handbook**

https://bookstore.ksre.ksu.edu/pubs/kansas-4-h-shooting-sports-handbook_4H1101.pdf and **Kansas Fish and Game laws.** Exhibits outside these standards will be disqualified.

3. KSRE, and the Coffey County Fair are not responsible for damage during the exhibition period.

4. Name, county, age and year in the project should be in a prominent location on the exhibit.

5. Exhibits must not display, describe, or depict firearms or firearm components that are not allowed by 4-H Shooting Sports National Minimum Standards.

6. No “live” ammunition containing propellant or

explosive powders may be used in any display. An inert substitution must be used in lieu of powder and “live” ammunition, the substitution must be clearly described on the back of the poster, display or in a notebook.

7. Exhibit topics regarding firearm care, handling, and shooting will only be accepted from Extension Units with 4-H Certified Shooting Sports Programs and enrolled 4-H youth in the specific Shooting Sports Project.

8. Exhibits will not be accepted if they are related to reloads.

SECTION 38 – 4-H WOODWORKING

Limit four entries.

Classes:

- **Article for farm or shop use**
- **Furniture for household or lawn use.**
- **Other woodwork**
- **Woodwork made from a kit** (not eligible for KSF)

1. Projects with missing or insufficient plans will be lowered one ribbon placing.

2. The plan from which the exhibit was constructed that should also include material costs must be with the article. The plan may be a photocopy, the actual pattern, or a scale drawing. It must be complete and accurate to the extent that a duplicate article could be built using the plan as a guide. *Please note: a set of step-by-step instructions is not a plan.* Any project with missing or insufficient plans will be lowered one ribbon placing.

3. In judging woodworking articles, consideration will be given to: Workmanship, including the accuracy of plan, design, choice of wood, suitability and quality of finish, and usefulness.

4. Projects that have unsecured glass, i.e., glass shelves, glass top of a coffee table, etc. Should not be brought to the fair. Glass that is secured in the project, i.e., glass in front of a gun case or cabinet, etc., is permissible since it cannot be easily removed.

5. The entry card plans and all other paperwork should be secured to the project in some manner. Tape is usually not adequate to accomplish this. It is recommended to use a zip top plastic bag with a hole

punched through it and using string to tie this to the exhibit.

6. Firearms and weapons are not to be entered or exhibited.

7. Projects with “fractal burning” are NOT ALLOWED (Example – electrical burning to make black linework on artwork.) This is in agreement with The American Association of Woodturners (AAW).

8. Projects made from precut kits are not allowed.

DEPARTMENT Y – AGRICULTURE EDUCATION

Limit one per class.

Vocational Agriculture Instructor – Superintendent

1. Projects must have been constructed in the Vocational Agriculture shop by vocational agriculture students.

2. Projects may have been used before exhibited but if so, it must be cleaned before displayed.

3. All entries must be pre-entered in the Extension Office by designated County Fair pre-entry deadline July 14th.

4. *Exhibits to be brought to the fairgrounds on designated project drop off days.*

5. All exhibits will be awarded one of the following: Blue, red, or white.

6. The top exhibit in each class will receive a special award.

7. The score card used for judging exhibits will be the same as used for the State Fair.

Section 50- Supervised Agricultural Experiences

Division A - Ag Communication SAE

Division B - Agricultural Mechanics SAE

Division C - Agricultural Sales & Services SAE

Division D - Outdoor Recreation SAE

Division E - Other FFA recognized SAE proficiency
Class

501. Educational display

Section 51 - Classroom Instruction

Class

511. Shop skills (to be displayed on the board panel.)

a. Tool conditioning,

b. Carpentry

c. Forging

d. Cold metal

e. Welding

f. Sheet metal

512. Freshman / Sophomore project

513. Junior/Senior Single Project

- 514. Junior/Senior, two or more project – display
- a. Tool Conditioning

**DEPARTMENT X- 4-H / FFA,
YOUTH ACTIVITIES**

LIVESTOCK WEIGH-IN & CHECK-IN.....49

ROUND ROBIN SHOWMANSHIP CONTEST.....50

YOUTH LIVESTOCK AUCTION.....50

SECTION 1-BEEF.....52

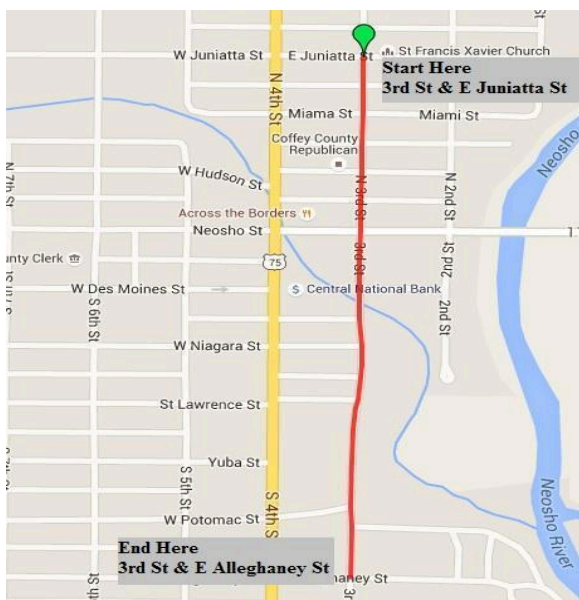
SECTION 1B-BUCKET CALF.....54

SECTION 2-DAIRY.....	56
SECTION 3-SWINE.....	56
SECTION 4-SHEEP.....	57
SECTION 5-MEAT GOATS.....	58
SECTION 6-HORSES.....	59
SECTION 7-DOGS, CATS & HAND PETS.....	61
SECTION 8-POULTRY.....	63
SECTION 9-RABBITS.....	65
SECTION 10-AEROSPACE/ROCKETRY.....	67
SECTION 11-AG MECHANICS WELDING.....	68
SECTION 12-4-H/FFA AGRONOMY.....	70
SECTION 13-ASTRONOMY.....	71
SECTION 14-BUILDING BLOCK ENGINEERING....	71
SECTION 15-CLOVERBUDS.....	72
SECTION 16-COMPUTER SCIENCE.....	73
SECTION 17-EDUCATION OR INFORMATIONAL..	74
DIVISION A-DEMO & ILLUSTRATED TALK...74	
DIVISION B-BOOTHES & BANNERS.....	74
DIVISION C-MISCELLANEOUS.....	75
SECTION 18-ELECTRIC & RENEWABLE ENERGY.	76
DIVISION A-ELECTRIC/ELECTRONICS.....	76
DIVISION B-ALTERNATIVE ENERGY.....	78
SECTION 19-ENTOMOLOGY.....	78
SECTION 20-FIBER ARTS.....	80
SECTION 21-FOOD & NUTRITION.....	82
SECTION 22-FOOD PRESERVATION.....	85
SECTION 23-FORESTRY.....	87
SECTION 24-GEOLOGY.....	89
SECTION 25-HORTICULTURE & LANDSCAPE DESIGN...	92
SECTION 26-INTERIOR DESIGN & ARCHITECTURAL....	94
SECTION 27-PHOTOGRAPHY.....	94
SECTION 28-ROBOTICS.....	96
SECTION 29-SEWING & TEXTILE DESIGN..... (CLOTHING CONSTRUCTION)	97
SECTION 30-SHOPPING IN STYLE..... (BUYMANSHIP)	99
SECTION 31-SHOOTING SPORTS.....	102
SECTION 32- SMALL ENGINES.....	104
SECTION 33-UNCREWED AIRCRAFT SYSTEM.....	105
SECTION 34-VETERINARY SCIENCE.....	106
SECTION 35-VISUAL ARTS.....	108
SECTION 36- WESTERN HERITAGE.....	109
SECTION 37-WILDLIFE.....	109
SECTION 38-WOODWORKING.....	113

Notes:

[illegible]

Parade Route



PARADE INFORMATION

Parade Registration: 5 to 5:45 p.m.

in front of St. Francis Xavier Parish Hall
(pending approval)

Parade line up:

3rd and E. Juniatta St

Parade Route: 6 p.m.-Travel south on 3rd St. Turn right or west at Alleghany St. where the parade will end. Parade entrants should cross Highway 75 to disband with the assistance of officials.

Floats with children may travel south on 3rd Street to ball diamonds instead of crossing Highway 75 to disband.

Please refrain from traveling down Highway 75 with parade entries.

Participants and entries in the parade, please observe the safety and welfare of all others in the formation of the parade.

No throwing of candy or objects from parade procession participants.

Candy/objects may be handed out.

Fair Parade Entry Form

Name _____

Address _____

Check Type of Entry

A) Classic Car/Pickup (orig) _____

B) Modified Car/Pickup _____

C) Oldest Driven Car/Pickup _____

D) Oldest Tractor _____

E) Most Rare Tractor _____

F) Oldest Person in Parade _____

G) Oddities _____

H) Business Floats _____

I) Floats _____

J) Horse/Mule with Rider _____

Prizes- changed....

Floats: 1st- \$200, 2nd-\$150,
3rd- \$100, 4th- \$50

Individuals: 1st- \$20, 2nd- \$10,
3rd- \$5

Business Floats: 1st- \$50,
2nd- \$40, 3rd- \$30

All other floats entered \$20

Prize money collected on Sunday
2:30-4 pm at Kelley Hall.

Fair Parade Entry Form

(Continued)

Entry #

Contact Person: _____

Phone number: _____

Parade Entry Information

Name of organization/group/individual:

Name of participant(s): _____

Name of float, pet, horse or mule:

Make & Model of car/pickup/tractor:

Description of the purpose of entry:

Thank you to these businesses for providing extra contributions this year.

Please accept our apologies for anyone
missed.

Burlington Recreation Center
Citizens State Bank
Coffey County Arts Council
Coffey County First Responders
Coffey County Library System
Hoovers Thriftway
Jade Seed & Outdoor Supply
Kirchner Chiropractic
Lyon-Coffey Electric
Ottawa COOP
Thomsen & Sons



CITIZENS STATE BANK

Built on the Past

Banking for the Future

Gridley • Burlington • New Strawn
LeRoy • Madison • Lyndon • Olpe
Hamilton • Cottonwood Falls • Emporia



EQUAL HOUSING
LENDER

Member
FDIC

www.bankcsb.biz

**We're treating
you to breakfast!**

**Join us on
Saturday, July 26th
7:00AM - 9:00AM
Under the Grandstand**

**We look forward to
seeing you!**



**Central
National Bank**

Money for Life

201 South 4th Street in Burlington, KS
(620) 364-8875 • www.centralnational.com
Member FDIC