

Celebrate The Bounty of Our County

143rd Year - 2023 Coffey County Fair

Exhibit Buildings Open to the Public
Thursday-Saturday 9 am to 9 pm

4-H: All schedules subject to change. Watch for updates from the Extension Office.

Pre-Fair Events:

- June 28 Online Pre-Entry Deadline for 4-H Demonstrations, Fashion Revue, and 4-H/FFA animals
Open Class Poultry Pre Entry
- July 7 9 am 4-H Demonstrations/Consumer Judging/Photography Judging/Crops Judging
- July 12 Online Pre-Entry Deadline for ALL 4-H/FFA Exhibits
- July 15 9am Buymanship Revue, Western Heritage Revue, Clothing Construction Revue and Clothing Construction and Fiber Arts Judging
All at the 4-H Building, Kelley Park
- July 15 4pm Hand Pet Show
4:30p Cat Show
5:15p Dog Show
- July 17 8am-5pm 4-H/FFA Entry Drop Off
5pm Fair Cleanup
By Appt Large Exhibit Drop off at 4-H Building
- July 18 8a-Noon 4-H/FFA Entry Drop Off
5 pm Horse Show - Saddle Club Arena

Wednesday, July 19:

- 7:30 am-1 pm Open Class Entries (Obtain Entry Number in Fair Office)
- 8am-9am Non-Conference Judging Foods and Crops/Horticulture Exhibits Arrive
- 8am-5pm 4-H Exhibit Judging
(4-H & Crops Building Closed to Public)
- 10:30-12:30 4-H Cloverbud entries & presentations
- 1 pm Open Class exhibit buildings closed
- By 5 pm 4-H/FFA Livestock, Poultry, Rabbit in the barns
- 5pm 4-H/FFA Livestock Weigh-in Begins
4-H Bake Sale in the Show Arena

-Schedule Continued Inside-

Burlington · Osage City
620-364-8472 785-528-3133
Waverly 785-733-2564
MEMBER FDIC
"Your Bank of a Lifetime"
24 Hours Day/7 Days a Week
www.fnbofks.com



Coffey County Farm Bureau

**The Voice of
Agriculture**



Visit us: www.kfb.org

Board of Directors:

President: Clay Rolf

Vice President: Ashton Birk

Board Members: Larry Skillman, Fran Force,
Travis Sipe, Levi Saueressig and Julie Carden

County Coordinator: Kristi Noonan

(620) 364-5341



Farm Bureau Financial Services



**Larry R. Gleue, LUTCF
Agent**

516 Neosho, PO Box 270

Burlington, KS 66839

(620) 364-5341

(620) 490-1140

4-H: All schedules subject to change. Watch for updates from the Extension Office.

Wednesday, July 19 Continued:

- 6-8 pm Free Root Beer Floats by Coffey County Farm Bureau East of Grandstands
- 6-8 pm Shaun Whisler Music Concert
Sponsored by Coffey County Arts Council
(gazebo- bring lawn chairs)
- 8 pm *Miniature* Horse Pull in Grandstands
- 8 pm Coffey County 4-H Fair Kick off Party
Everyone is invited. Music, Games, Face Painting, Dancing and refreshments. (Near livestock barns)

Thursday, July 20:

- 7:30 am Mandatory 4-H Livestock Mtg
- 8 am Poultry Show (barn closed to public)
- 8 am Rabbit Show (barn closed to public)
- 9am-2pm Horticulture & Entomology Judging
(Come and go in the Crops Building)
- 9 am Bucket Calf Show
- 11:30 am Dairy Cow/Dairy Goat Show
(barn closed to public)
- 1:00 pm Build a Bottle Rocket & Launch -
4-H Building (all ages & everyone welcome)
- 5 pm Goat/Sheep Show
(barn closed to public)
- 7 pm Pedal Power Tractor Pull
Sponsored by Coffey County Farm Bureau
(East of Kelley Hall)
- 7 pm Ranch Rodeo at Saddle Club Arena

Friday, July 21:

- 9 am Beef Show (barn closed to public)
- 9am- 9pm Coffey County Library "Let's Stick Together" Activity (Kelley Hall)

- 6 pm Parade: Theme is
"Celebrate the Bounty of our County"

After the Parade:

- *Sweet 6 & 16 - Grandstands
- *Parade of Purples-Public Style Revue
(outside of Kelley Hall)
- *Coffey Co First Responders Expo
(south of playground)
- *Dog Demonstration at 7pm & 7:30pm
- *Free Watermelon by Coffey County Chamber of Commerce (north of Grandstands)
- 8pm Street Dance featuring Clevermax
(south of Kelley Hall; bring lawn chairs)

Saturday, July 22:

- 7-9 am Central National Bank Fair Breakfast
(grandstand)
- 7 am Purple Ribbon Race 5k/10k Fun Walk, Run,
Bike sponsored by Kirchner Chiropractic
(East of Kelley Hall)
- 8 am Swine Show (barn closed to public)
- 9am- 12pm Kids Fun Zone in the Park
- 10:30 am Children's Story Time with Coffey
County Library (gazebo in the park)
- 11am Cornhole Tournament hosted by
Burlington Jaynes (South of park)
- 4 pm Livestock Judging Contest
- 7 pm Demolition Derby (Grandstands)

Sunday, July 23:

- By Noon All animals released except
Sale/Round Robin animals
- 9 am Horseshoe Pitch (West of 4-H Bldg)
- 9 am Worship Service (Show Arena)
- 10:30 am Round Robin Showmanship
- 2:30-4 pm Check out all building exhibits
Open Class Premiums Pick Up in Kelley Hall
(4-H Premiums will be given to club leaders)
- 5 pm Trophy Presentation in Show Arena
- 5:30pm Bucket Calf Scramble
- 6 pm Livestock Sale

Monday, July 24:

- 6pm Fair Cleanup



Antique Tractor Display
9 am-9 pm
Wednesday the 19th thru
Sunday the 23th

Story Walk by K-State Research and Extension and
Wednesday the 19th through Sunday the 23rd.

Please remember that any of these activities listed
above are subject to change or cancellation. Please
respect everyone that attends the county fair in
regards to social distancing and sanitation.

The 2023 Coffey County Fair
is Dedicated to:

Ron Dorphinghaus
and
Philip Woodbury George

Ron Dorphinghaus-

“Sold to Grandpa Dorphinghaus”, was what the auctioneers would say when Grandpa Ron had purchased his grandkids’ livestock projects during the fair livestock sale every year. Grandpa Ron loved his family and was very supportive of their activities, especially their 4-H activities and during the livestock sale. He always wanted his grandkids to know that they were always at the “top of his list” and was very proud of their school and 4-H involvement. Grandpa Ron’s support during the fair livestock sales was always an exciting time for him. He wanted his grandkids and family to realize that they were very special in his life, and they were “second to none” in his heart.

Philip Woodbury George-

Philip was a WWII Veteran, lifelong cattleman, community leader and resident of Lebo, Kansas. He was a founding member of the Blue Ribbon 4-H Club. Philip graduated from Kansas State University, where he was a member of the Livestock Judging Team. He dedicated his life to raising cattle and quarter horses.

The Coffey County Fair Association and 4-H/FFA Programs would like to recognize these individuals' for their commitment to our County Fair and the 4-H/FFA Program. Please help us honor Ron and Philip as we dedicate this year’s fair to them.

Table of Contents

Thank You 2022 Fair Sponsors	7
2023 4-H Award Sponsors	8
Parade Theme	13
Association Members	13
Association Committees	14
Open Class Superintendents	15
4-H Superintendents	15
General Rules	16
Department A-Horses	19
Department B-Beef Cattle	20
Department B1-Bucket Calf	21
Department C-Dairy Cattle	21
Department D-Swine	22
Department E-Sheep	22
Department F-Goats	22
Department G-Poultry	23
Department H-Rabbits	25
Department I-Dogs, Cats & Hand Pets	26
Department J-Farm and Garden	26
Department K- Fruits and Honey	30
Department L- Food Preservation	31
Department M- Food Preparation	33
Department N- Fancy Work	36
Department O- Clothing/Quilts	37
Department P- Arts and Crafts/ Photography	39
Department Q- Flowers	41
Department R- Booths	41
Department S- Education	42
Department T- Scouts	44
Department U- Collection	45
Department X- 4-H- FFA Youth Activities	48
Department Y- Voc. Ag., Farm Mechanics	112
Sportsmanship	113
Department X-4-H-FFA, Youth Activities-	
Table of Contents	114
Parade Information	115

ATTENTION!

Be sure to pick up your open class premium checks after picking up your exhibits at Kelley Hall.

Don't forget parade money, too.

NO MAILING OF PREMIUMS.

OPEN CLASS PREMIUMS WILL NOT BE AVAILABLE AT EXTENSION OFFICE.

4-H PREMIUMS WILL BE DISTRIBUTED BY CLUB LEADERS AT CLEAN-UP NIGHT.

DEMOLITION DERBY

For entry information contact:

Promoter Chad Markley of Championship

Demolition Derby Association (785) 479-0996

THANK YOU FOR YOUR SUPPORT IN 2022

All Superintendents/ Helpers/ Judges

4D Trucking Kim & JD Weers

Allen Locker Landon Linsey

Arb Cattle Company Lebo Merchants

Aust Land & Cattle Lehmann Organic Farms

Bahr Tire LeRoy Coop

Beefland Lewis Oil`

Grandma & Grandpa Bell Linsey Farms

Birk Oil Mels Tire

Bluestem Farm & Ranch Supply Sharla Miller

Kurt Jackson, KJ Electric Mont Ida Meats

Brian Joy Law Office Arden & Kathy Payer

Beckman Motors Dennis & Catherine Murphy

Brummel Farm Service Murphy Agri LLC

Burlington Rotary Holly & Clint Myers

Burlington Vet Center Neosho Valley Feeders

Cameron & Jenny Roth Olpe Locker

Central National Bank Henry Ott

CFCO Econ Development P3 Meats

Citizens State Bank Payer Farms

City of Burlington-Parks/Electric/Police/Street

CM Ranch Payer Land and Cattle

Coffey County Commissioners

Coffey County Farm Bureau

Remington Pinick, Farm Bureau

Coffey County Fire District #1 Prairieland Partners

Coffey County Honda Mary Lou Ponder

Collins Farms Raaf Land andCattle

Cook's Plumbing Rezac Livestock Commission Co

Crandall Ranch Robrahn Law Office

Crooks Farms Rodgers Oil

Crow Moddie-Chevy Rodgers Farms

Crow Moddie-Ford Jennifer Roth

Cox Farms-Long Island Sipes Lawn Care

Dill Farms Santa Fe Trail Meats

Ben Ernst Stoney Point Show Pigs

Emporia Livestock Sales Shoemaker Construction

Farmers Select Insurance Stewart Service Station

Farm Bureau Grandma Judy S

Finnerty Farms State Farm Insurance

First National Bank- Waverly Lyle Williams

Tallgrass Commodity

Fittings Export Tar Water Farm & Home

Fowler Farms Tim Johnson Co Commission

Friends of Tip Top 4-H Thomsen & Sons

Frontier Farm Credit TECU Credit Union

Fuel Express #11 Trustpoint Insurance

Gleue Farms USD 244 Rec

Gleue Harvesting Ron & Kay Lankton

Valleybrook Farm Show Pigs & Sunglat Feed

Doug & Karen Gleue	Vaughn Roth Auctions
Greg & Penny Gleue	Vaughn Roth Landbrokers
Great Grandma Gleue	Vaughn Roth Realty
Hartford State Bank	Wallace Farms
Jonathan Hess	Todd Wallace
Hoover's Thriftway	Waverly Insurance
Hodges Brothers LLC	Waverly Post Frames
JK Trucking	Scott Wendland
Knight Trucking	Donna Williams
John Kraft Family	Steven and Kelcey Lamer
Jerry Kunkel	Woodson Co Farm Bureau
Darwin Kurtz	Woodson County Prime Meats
WCNOC/Evergy	

Thank you to anyone, not mentioned above, for supporting the fair.

4-H AWARDS AND PRIZES SPONSORED FOR 2023

4-H Ambassador	Arlene Seaman Memorial
Food Preservation	Barnhardt Family
Educational Display	LeRoy Senior Sneakers
Entomology	Stringtown Bombers 4-H
Fiber Arts	Travis & Kristi Vogts
Food	Sara Evans
Forestry	Lumberjack Crane
Geology	TA Decker Family
Home Environment	CM Ranch
Photography	Tip Top 4-H
Western Heritage	Neosho Valley EHU
Shooting Sports Target	Thomsen Farms
Electrical	4-Rivers Electric
Ag Mechanics	EBL Welding
Astronomy	Larry & Joanna Clark
Computers	Regan Krigbaum
Rocketry	Kelcey & Steven Lamer
Small Engines	Thomsen Farms
Alternative Energy	Ashley & Travis Krueger
Architectural Block	Ecton Farms
Robotics	JAHA Farms Show Goats
Unmanned Aerial Systems	CM Ranch
Visual Arts	Liberty 4-H
Wildlife Taxidermy	Jim & Donna Luney Family
Woodworking	Lebo Building Supply
Top Sr. Consumer Judger	Citizens State Bank
Top Int. Consumer Judger	Tri-County Real Estate
Top Jr. Consumer Judger	Citizens State Bank
Top Sr. Hort Judger	Kyle & Lauren Hull
Top Int. Hort Judger	Kyle & Lauren Hull
Top Jr. Hort Judger	Kyle & Lauren Hull

**4-H AWARDS AND PRIZES SPONSORED FOR
2023 CONTINUED**

Top Sr. Entom. Judger	JAHA Farms Show Goats
Top Int. Entom. Judger	JAHA Farms Show Goats
Top Jr. Entom. Judger	Ashley & Travis Krueger
Top Sr. Photo Judger	Ashley & Travis Krueger
Top Int Photo Judger	Ashley & Travis Krueger
Top Jr. Photo Judger	Ashley & Travis Krueger
Top Sr. Livestock Judger	Chris & Denise Christy
Top Int. Livestock Judger	Darl & Barb Henson
Top Jr. Livestock Judger	Chris & Denise Christy
Top Sr Crops Judger	Holmes Construction Plus
Top Int Crops Judger	Holmes Construction Plus
Top Jr Crops Judger	Holmes Construction Plus
Horticulture	JAHA Farms Show Goats
Crops & Garden	Steve & Carie Collins
Construction Modeling	Blue Ribbon 4-H Club
Clothing Construction	CM Ranch
Boys Buymanship	Megan Evans
Girls Buymanship	Kate Evans
Top Senior Demo/Talk	WCNOC
2 nd Senior Demo/Talk	WCNOC
3 rd Senior Demo/Talk	WCNOC
Top Int Demo/Talk	WCNOC
2 nd Int Demo/Talk	WCNOC
3 rd Int Demo/Talk	WCNOC
Top Junior Demo/Talk	WCNOC
2 nd Junior Demo/Talk	WCNOC
3 rd Junior Demo/Talk	WCNOC
Top Project Talk	WCNOC
2 nd Project Talk	WCNOC
3 rd Project Talk	WCNOC
Top Public Speaking	WCNOC
2 nd Public Speaking	WCNOC
3 rd Public Speaking	WCNOC
Top Poetry/Prose	WCNOC
Cat	Kaylynn Vogts
Dog	Marilyn Krigbaum
Hand Pet	Oscar Krigbaum
Rabbit	Shoemaker Family
Rabbit Fur	Janel George
Rabbit Showmanship 7-8	Shoemaker Family
Rabbit Showmanship 9-11	Shoemaker Family
Rabbit Showmanship 12-1	Shoemaker Family
Rabbit Showmanship 15-18	Shoemaker Family
Poultry	Dave Redding Family
Jr. Poultry Showmanship	Curt & Jole Palmer Family
Int. Poultry Showmanship	Curt & Jole Palmer Family
Sr. Poultry Showmanship	Curt & Jole Palmer Family

**4-H AWARDS AND PRIZES SPONSORED FOR
2023 CONTINUED**

Dairy Goat	Tri-County Real Estate
Sr. Dairy Goat Showman	Tri- County Real Estate
Jr. Dairy Goat Showman	Tri- County Real Estate
Sr. Horse Showman	CJ & Amy Foster
Int. Horse Showman	Ashdynn Lehmann
Jr. Horse Showman	CM Ranch
Horsemanship	Robert Bahr Family
Sr. Meat Goat Showman	Foltz Farms- Pete & Jill
Int. Meat Goat Showman	Foltz Farms- Pete & Jill
Jr. Meat Goat Showman	Foltz Farms- Pete & Jill
Meat Goat Rate of Gain	Ottawa Coop of Waverly
Crossbred Breeding Doe	Edwin Lingo Memorial
Crossbred Market Goat	Murphy Agri LLC
Market Boer Goat	TA Decker Family
Boer Breeding Doe	Bill Reavis Family
Market Kiko Goat	Ethan & Sarah Rice
Kiko Breeding Doe	Ethan & Sarah Rice
Market Spanish Goat	Wilkerson Cattle
Spanish Breeding Doe	JAHA Farms Show Goats
1st CFCO Born Mkt Goat	Randy & Mary Lou Ponder
2nd CFCO Born Mkt Goat	Randy & Mary Lou Ponder
3rd CFCO Born Mkt Goat	Randy & Mary Lou Ponder
1st CFCO Born Doe	Vannocker Family
2nd CFCO Born Doe	Vannocker Family
3rd CFCO Born Doe	LeRoy Coop
Grand Champ. Meat Goat Buckle	Crow Moddie Chevy
Supreme Breeding Doe Buckle	Crystal Decker, Midwest Integrity Insurance
Breeding Ewe	Alan Holmes
Jr. Sheep Showman	Seaman Club Lambs
Int. Sheep Showman	Freedom Club Lambs
Sr. Sheep Showman	Freedom Club Lambs
Sheep Rate of Gain	Freedom Club Lambs
Crossbred Breeding Ewe	Bill Reavis Family
Crossbred Market Lamb	Ashley & Travis Krueger
Dorset Market Lamb	Murphy Agri, LLC
Dorset Breeding Ewe	3V Livestock
Hampshire Market Lamb	Seaman Club Lambs
Hampshire Breeding Ewe	Seaman Club Lambs
Hair Sheep Breeding Ewe	Holmes Construction Plus
Speckle Market Lamb	Chris & Denise Christy
Speckle Breeding Ewe	Holmes Construction Plus
AOB Market Lamb	Holmes Construction Plus

4-H AWARDS AND PRIZES SPONSORED FOR
2023 CONTINUED

1st CFCO Born Mkt Lamb	Seaman Club Lambs
2nd CFCO Born Mkt Lamb	Freedom Club Lambs
3rd CFCO Born Mkt Lamb	Freedom Club Lambs
1st CFCO Born Ewe	Kyanna Lankton
2nd CFCO Born Ewe	Freedom Club Lambs
3rd CFCO Born Ewe	Freedom Club Lambs
Grand Champ. Sheep Buckle	Crow Moddie Chevy
Supreme Breeding Ewe Buckle	Ottawa Coop of Waverly
1st Year Bucket Calf	Thomsen Farms
2nd Year Bucket Calf	Larry & Joanna Clark
Sr. Beef Showman	First National Bank of KS
Int. Beef Showman	Barnhardt Land & Cattle
Jr. Beef Showman	Kevin Lutz Family
Beef Rate of Gain	Glenn Thorne Memorial
Angus Market Heifer	First National Bank of KS
Angus Breeding Heifer	Murphy Agri LLC
Angus Steer	Kevin Lutz Family
Charolais Market Heifer	Sean Lehmann Family
Charolais Breeding Heifer	First National Bank of KS
Charolais Steer	Mark Keeler
Chianina Market Heifer	Sean Lehmann Family
Chianina Breeding Heifer	Sean Lehmann Family
Chianina Steer	Sean Lehmann Family
Crossbred Mkt Heifer	Emma Lehmann
Crossbred Breeding Heifer	First National Bank of KS
Crossbred Steer	LeRoy Coop
Hereford Market Heifer	Barnhardt Lank & Cattle
Hereford Breeding Heifer	Francis G McDonald Mem.
Hereford Steer	Kenneth & Diane Spielman
Maine Anjou Market Heifer	Murphy Agri, LLC
Maine Anjou Breeding Heifer	Sean Lehmann Family
Maine Anjou Steer	Mark Keeler
Limousin Market Heifer	Sean Lehmann Family
Limousin Breeding Heifer	Neosho Valley Feeders
Limousin Steer	Mark Keeler
Braunvieh Mkt Heifer	Sean Lehmann Family
Braunvieh Breeding Heifer	Lankton Family
Braunvieh Steer	Sean Lehmann Family
Shorthorn Mkt Heifer	Sean Lehmann Family
Shorthorn Breeding Heifer	Sean Lehmann Family
Shorthorn Steer	Murphy Agri LLC
Simmental Mkt Heifer	Sean Lehmann Family
Simmental Breeding Heifer	Sean Lehmann Family
Simmental Steer	LeRoy Coop
Cow/Calf Pair	LeRoy Coop

**4-H AWARDS AND PRIZES SPONSORED FOR
2023 CONTINUED**

1st CFCO Born Steer	Citizens State Bank
2nd CFCO Born Steer	Citizens State Bank
3rd CFCO Born Steer	Citizens State Bank
1st CFCO Born Heifer	Neosho Valley Feeders
2nd CFCO Born Heifer	Lankton Family
3rd CFCO Born Heifer	Lankton Family
Grand Champ. Beef Buckle	Crow Moddie Chevy
Supreme Breeding Beef Buckle	Seth Bell Family
Sr. Swine Showman	Linsey Farms
Int Swine Showman	Jeff & Ronda Holmes Family
Jr. Swine Showman	Chris & Denise Christy
Swine Rate of Gain	Chris & Denise Christy
Hampshire Gilt	Smilin Thru 4-H
Hampshire Breeding Gilt	Dylan & Chelsea Evans
Hampshire Barrow	Smilin Thru 4-H
Hereford Breeding Gilt	Dylan & Chelsea Evans
Hereford Gilt	Dylan & Chelsea Evans
Hereford Barrow	Dylan & Chelsea Evans
Poland China Breeding Gilt	Dylan & Chelsea Evans
Poland China Gilt	Dylan & Chelsea Evans
Poland China Barrow	Dylan & Chelsea Evans
Berkshire Breeding Gilt	TA Decker Family
Berkshire Gilt	Travis & Ashley Krueger
Berkshire Barrow	Kyzer Lehmann
Yorkshire Breeding Gilt	TA Decker Family
Yorkshire Gilt	Mark Keeler
Yorkshire Barrow	Mark Keeler
Chester White Breeding Gilt	Curt & Karen Sergeant
Chester White Gilt	Curt & Karen Sergeant
Chester White Barrow	Brandon and Monique Hart
Spot Breeding Gilt	TA Decker Family
Spot Gilt	First National Bank of KS
Spot Barrow	First National Bank of KS
Duroc Breeding Gilt	TA Decker Family
Duroc Gilt	Chris & Denise Christy
Duroc Barrow	Jeff & Rhonda Holmes
Crossbred Breeding Gilt	TA Decker Family
Crossbred Gilt	Steven L Allen Memorial
Crossbred Barrow	Steven L Allen Memorial
1st CFCO Born Mkt Swine	Chris & Denise Christy
2nd CFCO Born Mkt Swine	Chris & Denise Christy
3rd CFCO Born MKT Swine	Chris & Denise Christy
1st CFCO Born Gilt	Dylan & Chelsea Evans
2nd CFCO Born Gilt	Dylan & Chelsea Evans
3rd CFCO Born Gilt	Dylan And Chelsea Evans
Grand Champ. Swine Buckle	Crow Moddie Chevy

4-H AWARDS AND PRIZES SPONSORED FOR
2023 CONTINUED

Supreme Breeding Gilt

Dustin & Janine Dorr Family

Gr. Ch. Sr. Showman Buckle

Stringtown Bombers 4-H

Res. Gr Ch. Sr. Showman LeRoy Coop

Gr. Ch. Int. Showman Buckle

Coffey County Sheriff Dept

Res. Gr. Ch. Int. Showman Vannocker Family

Gr. Ch. Jr. Showman Buckle Blue Ribbon 4-H Club

Res. Gr. Ch. Jr. Showman Mark Newton Family

Alternative Swine Sponsors: RD & Cindy Linsey

INTERESTED IN A BOOTH SPACE?

Contact Arden & Kathy Payer

(620) 364-9104

PARADE THEME

“Celebrate the Bounty of our County”

Parade Marshal

Luella Masters

(See back of book for parade classes &
premiums)

COFFEY COUNTY FAIR ASSOCIATION

MEMBERS

Vickie Hess- President

Austin Birk- Vice President

Denise Christy- Secretary

Marie Hazlett- Treasurer

Landon Linsey

Sarah Rice

Mark Petterson

Ben Ernst

Curt Sergeant

Karen Sergeant

Mike Thorp

Janine Dorr

Kathy Payer

Dave Williams

Denise Christy

Jonathan Hess

Dustin Dorr

Erika Steffens

Ron Hazlett

Scott Birk

Brent Sleezer

Arden Payer

Autumn Birk

Ethan Rice

Clinton Sowder

Coltyn Hale

Rachel Hale

Adam Moore

Adam Sowder

Trent Criswell

Advisors-Extension Agents-Darl Henson
& Jill Barnhardt

FFA Advisors- Julie Carden, Eric Castle & Dennis
Becker

HONORARY BOARD MEMBERS

Jim Raaf	JoAnn Raaf
Harvey Raaf	Jodie Mahoney
Rita Dawson	Mike Thorne
Warren Bell	Dennis Polson

Linda Polson

COMMITTEES

Entertainment: Arden Payer, Kathy Payer, Vickie Hess, Jonathan Hess, Scott Birk, Denise Christy, Ron Hazlett, Brent Sleezer, Ben Ernst, Sarah Rice, Ethan Rice, Austin Birk, Autumn Birk, Coltyn Hale, Rachel Hale and Erika Steffens

Grounds Labor, Bleachers, Fence: Jonathan Hess, Ben Ernst, Curt Sergeant, Landon Linsey, Arden Payer, Dave Williams, Austin Birk, Dustin Dorr, Ethan Rice, Adam Sowder and Adam Moore

Publicity: Mark Peterson, Karen Sergeant, Vickie Hess, Denise Christy and Autumn Birk

4-H Affairs: Vickie Hess, Darl Henson, Karen Sergeant, Mike Thorp, Jill Barnhardt, Sarah Rice, Coltyn Hale, Clinton Sowder, Adam Sowder and Janine Dorr

4-H Sale: Landon Linsey, Curt Sergeant, Ben Ernst, Darl Henson, Mike Thorp, Scott Birk, Dave Williams, Dustin Dorr, Coltyn Hale and Janine Dorr

Parade: Vickie Hess, Sarah Rice, Denise Christy, Erika Steffens and Autumn Birk

New Building Committee: Curt Sergeant, Darl Henson, Dave Williams, Jonathon Hess, Arden Payer, Landon Linsey, Mike Thorp and Dustin Dorr

Demo Derby: Clinton Sowder, Jonathon Hess, Brent Sleezer, Austin Birk, Scott Birk, Adam Moore, Erika Steffens and Adam Sowder

Fair Book: Vickie Hess, Karen Sergeant, Darl Henson, Kathy Payer, Jill Barnhardt and Janine Dorr

Coffey Co. Commissioner & City Liaison: Marie Hazlett, Vickie Hess, Austin Birk and Denise Christy

Coffey County Fair Association meets daily during the fair (Thursday through Sunday) at 2 pm in the Fair Office.

Thank You...

The Coffey County Fair Association would like to express their appreciation to all volunteers and supporters of the Coffey County Fair. Our Fair is the longest consecutively run fair in the State of Kansas. That is something for all the volunteers and supporters to be proud of. We especially thank the Coffey County Commissioners for their monetary help. The City of Burlington and employees provide extra efforts to prepare for the Fair. Thanks for the support of the livestock buyers and added premium donors. If you are exhibitors this year, please give those firms the benefit of your business whenever it is possible.

-Vickie Hess, President

OPEN CLASS SUPERINTENDENTS

Department A- Horses.....	Ethan Rice, Jerry Rice & Lydia Millhouse
Department B- Beef Cattle.....	Jeremy Raaf
Department C- Dairy Cattle.....	Darl Henson
Department D- Swine.....	Landon Linsey
Department E- Sheep.....	Ashley Krueger
Department F- Goat.....	Mary Lou Ponder
Department G-Poultry.....	Bill Reavis
Department H-Rabbits.....	Janel George
Department I-Dog/Handpet.....	Aimee Ludlum
Department J-Farm & Garden.....	Kelcey Lamer
Department K- Fruits & Honey.....	Kelcey Lamer
Department L- Food Preservation.....	Nancy Schuster
Department M- Food Preparation.....	Nancy Schuster
Department N- Fancy Work.....	Judy Stukey
Department O- Clothing/ Quits.....	Mary Ellen Paul
Department P- Arts & Crafts/Photography.....	Darla Long
Department Q- Flowers.....	Pam Hoyt
Department R- Booths.....	Mary Lou Ponder
Department S- Education.....	Janet Harkrader
Department T- Scouts.....	Janet Harkrader
Department U- Collection.....	Darla Long

4- H/FFA SUPERINTENDENTS

Arts & Crafts.....	Cindy Linsey
Beef.....	Jeremy Raaf
Bucket Calf.....	Megan Wilson
Clothing/ Knitting/ Crocheting.....	Kaylynn Vogts
Dairy.....	Darl Henson
Entomology/ Geology/ Forestry.....	Robert Harkrader
Fashion Revue.....	Abby Ables, Ivy Ables
Foods.....	Sara Evans
Goats.....	Mary Lou Ponder

Home Environment/ Banners/ Notebooks....	Karen Sergeant
Horse.....	Ethan Rice, Jerry Rice and Lydia Millhouse
Horticulture/ Crops/ Flowers.....	Kelcey Lamer
Pets.....	Aimee Ludlum
Photography.....	Emma Lehmann
Rabbits/Poultry.....	Janel George/Bill Reavis
Round Robin.....	Darl Henson
Sheep.....	Ashley Krueger
Swine.....	Landon Linsey
Woodworking/Rocketry/Electric.	Robert Harkrader

GENERAL RULES

NOTE: New rules for the current year are highlighted.

1. Every animal or article on the grounds will be taken under the control of the association and every care will be taken for the safekeeping but, in no event shall the Coffey County Fair Association or its officers, Directors or members be held responsible for any loss or damage to the property or person or exhibitor or other persons while on the Fairgrounds (Kelley Park) whether said loss or damage shall arrive from accident or any cause whatsoever.

2. Entry cards may be picked up at Kelley Hall on entry day of the fair (Wednesday). The Open Class Entry Numbers will be assigned by the Open Class Coordinator in the Fair Office at Kelley Hall from 7:30 a.m. to 1 p.m. entry day. Indoor Entries in all Departments will close at 1 p.m. entry day. Youth Activities will close as shown in Department X.

3. Entries must be in their respective Exhibit Halls by 1 p.m. Wednesday with tags attached. Classes may be determined at the discretion of the superintendent.

4. Competition for Open Class Premiums is open only to Coffey County residents. Any article, which has won a first premium at this fair, is barred.

5. Limit of one entry per class per exhibitor, except where more are allowed under department rules.

6. All entries must be made by, grown by or fed by, the handiwork and the bona fide property of the exhibitor. **Exhibits must be the result of current year's work.**

7. The Association will provide cash awards of \$4.00 for 1st; \$3.00 for 2nd; \$2.00 for 3rd for each class in Open Class Departments, except Booths, which are noted. Open Class Education Boys and Girls, and Dogs, Cats, and Hand Pets will be awarded the same as Open Class, except all entries

receiving 1st, 2nd or 3rd will receive a participation ribbon. Premium will be prorated in case of insufficient funds. Scouts' division- does not receive premiums- ribbons only.

8. Premium checks are to be claimed Sunday evening at Kelley Hall for Open Class. 4-H Premium Checks will be given to club leaders Sunday and distributed to 4-Hers at Fair clean-up Monday evening. All exhibits must be removed by 5 p.m. and any exhibits left on the grounds after 5 p.m. on closing day are left at the owner's risk. Exhibits can be picked up at the Extension Office for 4-H and contact Open Class Coordinator-Mary Lou Ponder for Open Class exhibits.

9. Fair management reserves the right to withhold premiums in every case in which it shall appear that the rules have not been complied with or that fraud or deception has been practiced or attempted. The Board of Directors reserves the sole, absolute and final right to determine arbitrarily any matters, questions and differences.

10. Judges' decisions shall be final, subject to protest. In case of protest in the Open Class Division, the Board of Directors will make the Award or appoint a committee to do so. All protests shall be made in writing to the Fair Office, within 24 hours following the occasion of the protest.

11. The Board of Directors' meeting will convene in the Fair Office at 2:00 p.m. each day (Thursday through Sunday) of the Fair.

12. Kelley Park is owned by the City of Burlington and is governed by the Laws of the City and the Rules and Regulations of the Coffey County Fair Association during the time it is used for the fair.

13. The sale or possession of intoxicating drinks and gambling of any form is prohibited.

14. All exhibits competing for premium must remain in place and may not be removed before the official release time, as specified in the Fair schedule printed elsewhere in the Fair Book, without consent of the President or Secretary.

15. Barns, pens and space are the charge of Fair Management who will assign them to the best advantage of the Fair.

16. No Exhibitor or 4-H Club is allowed to sublet or sell any space, stall, pen, coop, or camping spot privilege without written permission from Fair management.

17. All 4-H and Open Class entries, including livestock, must be at fairgrounds from check-in time on entry day to release time on check-out day. Only horses and lactating cows are allowed to come the

day of show and leave the same day, due to facilities. All exhibitors (4-H and Open) must clean up their space.

18. When there are two or more entries in a class from one herd or flock or home, only one premium will be given, unless there is other competition, or in the opinion of the judge, a second premium should be given. Diseased animals and fowl will be barred. Animals with active lesions, ringworm, or multiple warts will not be permitted to show.

19. The Kansas Poultry Disease Act requires that all poultry, except waterfowl, going to public exhibits show proof it is free from pullorum-typhoid diseases. A negative blood test will be required every year. A representative of the Kansas Poultry Association or the State Livestock Commissioner may inspect the poultry exhibits.

20. All livestock will be required to adhere to the most current Kansas Department of Animal Health "Requirements for Kansas County Fairs" Kansas General Health Requirements:

"All animals are subject to examination by the exhibition staff or their representatives, and shall be free of clinical signs of infectious or contagious disease. Animals determined by Exhibition Staff to have not met listed requirements will not be permitted to exhibit."

Livestock originating from other states should follow all KDAH import requirements. The important requirement list is available by calling KDAH at (785) 296-2326 or at www.agriculture.ks.gov/divisions-programs/division-or-animal-health.

A CVI (certificate of veterinary inspection) is not required for exhibit at the Coffey County Fair.

21. No hay or bedding is allowed in the Swine Barn. Feed pans need to be used to feed swine; hanging pans are encouraged. Do not feed them on the ground.

Feeding of hay in the Beef Pavilion is discouraged. Hay bags or show feed boxes are encouraged if hay is fed. Exhibitors are responsible for removing all hay from contaminating the cedar fiber bedding.

22. All animal exhibitors (excluding large beef) are to provide their own approved bedding for their animal(s). The type of bedding must be approved by the species superintendent. Poultry bedding **MUST BE WHITE PINE** wood shavings. Large Beef exhibitors will be charged a \$15 stall fee to cover expenses for cedar fibers.

23. Open class exhibited animals are not allowed to be sold at the 4-H/FFA Premium Livestock Sale on Sunday.

DEPARTMENT A - HORSES

1. Base date for computing the age of horses shall be January 1 of the year it was born.
2. Kansas 4-H Horse Show Rules will be in effect. Class descriptions and guidelines can be found in the 4-H Horse Shows and Events Handbook available at the Extension Office.
3. Entries from out-of-county are welcome to show for ribbons only.
4. Horses must be pre-entered and properly filled out entry cards for classes submitted one hour prior to show time. NO EXCEPTIONS. Entry cards and show numbers will be available from the superintendent at the arena.
5. NO Stallions over one year of age allowed on the Show grounds.
6. Horses may be shown in only one halter class, except that mares and colts may be shown again together in Class #15.
7. All exhibitors should dress themselves in good working attire representative of that worn by horsemen and horsewomen in the respective classes. Long pants and long-sleeved shirt or blouse, western hat and western boots must be worn in western classes. NO CAPS. Gloves, ties, jackets, spurs and chaps are optional.
8. Entrants participate and horses entered at individuals / owner's own risk.
9. Performance Classes will be split into "Youth" (youth up to 14 yrs) and "Adult" (15 yrs and older) age categories.

DIVISION 1 - HALTER

Horses will be entered and judged according to type (ie STOCK TYPE includes but not limited to Quarter Horse, Paint, Palomino, Buckskin, Appaloosa. NON-STOCK TYPE: Arabian, Morgan, Thoroughbred, American Saddlebred, Tennessee Walker. PONIES are horses less than 56" in height)

Non-Stock / Stock Type Horses

Class

1. 2 yr old and younger geldings
2. 3 years and older geldings
3. 2 yr old and younger fillies
4. 3 years and older mare

Ponies less than 56"

Class

5. 2 yr old and younger geldings
6. 3 years and older geldings

7. 2 yr old and younger fillies
8. 3 years and older mares

Draft Horses

Class

9. 2 yr old and younger geldings
10. 3 years and older geldings
11. 2 years old and younger fillies
12. 3 years and older mares

Mules and Donkeys

Class

13. Males - All Ages
14. Females - All Ages
15. Mare and Foals - All Breeds, All Ages

DIVISION 2 - PERFORMANCE

Class

16. Stick Horse Race-6 yrs old & younger
17. Parent Lead - 6 years old and younger, may not enter Walk Trot
18. Walk-Trot- Youth to 14 years but may not enter Western Pleasure
19. Pony Pleasure- All ages
20. Pony Cart- All Ages
21. Western Pleasure- Youth
22. Western Pleasure- Adult
23. Western Horsemanship- Youth
24. Western Horsemanship- Adult
25. Trail- Youth
26. Trail- Adult
27. Reining- Youth
28. Reining- Adult
29. Pole Bending-Youth
30. Pole Bending- Adult
31. Barrel Race-Youth
32. Barrel Race- Adult
33. Flag Race-Youth
34. Flag Race- Adult
35. Ranch Horse Pleasure- Youth
36. Ranch Horse Pleasure- Adult

Exhibitors may only show in Western Pleasure or Ranch Horse Pleasure.

DEPARTMENT B- BEEF CATTLE

The base dates for Computing ages of breeding cattle of the beef breeds shall be September 1 for seniors and January 1 for juniors. The Kansas Department of Agriculture Division of Animal Health (KDAH) requires no tests on cattle and bison of Kansas origin. Cattle determined by exhibition staff to have lesions of ringworm, warts or invested with mange will not be permitted to show.

Division I- Shorthorn**Division 2-Hereford****Division 3- Aberdeen Angus****Division 4- AOB****Class**

1. Cow, over 3 years old
2. Heifer, 2 years old and under three
3. Heifer calf 1 year old and under two
4. Heifer calf under 1 year
5. Champion Female- Ribbon
6. Steer

DEPARTMENT B1- BUCKET CALF**Class**

1. "Lil Tykes" Showmanship – youth 6 years and younger – may use a 4-H animal shown
- This class will show after the 4-H 1st Year Bucket Calves.

DEPARTMENT C- DAIRY CATTLE

The base dates for computing ages of breeding cattle of the dairy breeds shall be July 1 for seniors and January 1 for juniors.

The Kansas Department of Agriculture Division of Animal Health (KDAH) requires no tests on cattle and bison of Kansas origin. Cattle determined by exhibition staff to have lesions of ringworm, warts or infested with mange will not be permitted to show.

Any artificially sired heifer, grade or purebred is eligible for exhibit in Artificially Sire Heifer Classes.

Exhibitors must present Breeding Receipts. No animal may be awarded two premiums.

DIVISION 1- Holsteins**DIVISION 2- Ayrshire****DIVISION 3- Guernsey****DIVISION 4- Brown Swiss****DIVISION 5- Jersey****DIVISION 6- Milking Shorthorn****Class**

1. Heifer calf dropped after Sept. 2022
3. Yearling dropped between Sept. 2021-Aug. 2022
4. Two year old dropped between Sept. 1, 2020 and Aug. 31, 2021
5. Three year old or older dry cow
6. Three year old or older currently milking
7. Champion Female- Ribbon
9. Two animals, either sex, any age, the products of one cow.
10. Artificially sired heifer, grade or purebred.
11. "Lil Tykes" Showmanship – youth 6 years and younger – may use a 4-H animal shown

DEPARTMENT D- SWINE

Ages must be computed from September 1 for seniors and March 1 for juniors. Swine originating in Kansas must meet the general requirements. Kansas has obtained Stage V status in the National Pseudorabies Program and the state is classified free of swine brucellosis. Negative pseudorabies and brucellosis tests are not required for Kansas origin swine. Exhibitors must give a date of farrow when entry is made and the entry tag must show exact age.

DIVISION 1- Poland China

DIVISION 2- Spot

DIVISION 3- Duroc DIVISION 4- Chester White

DIVISION 5- Hampshire DIVISION 6- Yorkshire

DIVISION 7- Berkshire DIVISION 8- Landrace

DIVISION 9- Other Breeds

Class

1. Gilt under 1 year
2. Gilt over 1 year
3. Sow over 1 year
4. Champion female of Breed- Ribbon
5. "Lil Tykes" Showmanship- youth 6 years and younger may use a 4-H animal shown
6. Barrow

DEPARTMENT E- SHEEP

In addition to general health requirements, all sheep shall:

- * Be free of any signs of sore mouth.
- * Be free of signs of active fungal (ringworm) infection, including club lamb fungus.
- * Be identified with an official USDA premises identification tag. Lambs under eight weeks accompanying their dams are exempt from tagging requirements.

DIVISION 1- Hampshire

DIVISION 2- Shropshire DIVISION 3- Suffolk

DIVISION 4- Southdown

Class

1. Ewe under 1 year
2. Ewe 1 year and under 2
3. Ewe 2 years and over
4. Championship ewe of breed- Ribbon
5. "Lil Tykes" Showmanship- youth 6 years and younger may use a 4-H animal shown
6. Wether

DEPARTMENT F- GOATS

In addition to the general health requirements, all goats shall:

* Be free of any signs of sore mouth.

* Be free of signs of lesions of ringworm, warts or infestation of mange.

* Be identified with a registered tattoo or an official USDA premises identification tag. Kids under eight weeks of age accompanying their dams are exempt from identification requirements. Goats identified with registration tattoos must have registration papers for these animals, available for inspection if requested.

DIVISION 1- Meat Goats

DIVISION 2- Dairy Goats

Class

1. Market wethers and doelings
2. Doeling 1 year and under 2
3. Doe 2 years and over
4. "Lil Tykes" Showmanship- youth 6 years and younger may use a 4-H animal shown

DEPARTMENT G- POULTRY

Special Award Dave Redding Family

Grand Champ \$10 Res Champ \$5

1. It is highly recommended that Open Class Poultry be PRE-ENTERED by the deadline set forth by the Coffey County Extension Office on June 29th to arrange for adequate coop space. During the fair week all exhibits will be under the supervision of the superintendent and their assistants. The Fair Association will furnish uniform wire coops free of charge. Exhibitors are to provide their own bedding, feed and care for their birds for the duration of the fair. Bedding is to ONLY be WHITE PINE SHAVINGS and IS NOT to be stored in the barn at all. No feed is to be stored in the barn unless kept in a plastic tote-type container with a snug-fitting lid. The Fair Association will not be responsible for loss or accident to birds from any cause whatsoever.

2. All poultry except waterfowl exhibited are required to show proof of being P-T clean by one of the following:

- Originate from a certified U.S. Pullorum-Typhoid clean flock

-Test negative at check-in of the county fair when the county has been designated by KDA-DAH for surveillance. Routine surveillance testing will be performed for each county fair a minimum of once every 5 years. Coffey County will not be required to test until 2025.

Birds showing signs of disease the day of the show will be excluded from showing.

3. All exhibitors are responsible for cleaning cages, watering & feeding their birds at least daily.

4. All eggs laid during the week by birds on exhibition will be the property of the association and will be sold and the proceeds will be given to 4-H Council and earmarked for use for the Poultry Judging Team.

5. Birds entered as singles cannot compete for pen prizes, nor birds entered in pens for single prizes. A pen consists of two females and one male. If deemed necessary by the superintendent, up to three birds from the same flock may be placed in a coop.

6. All judging will be by comparison according to rules of the American Poultry Standard of Perfection. In case of only one entry in any class, second money will be paid unless the bird is worthy of first place. The term 'cock' and 'hen' applies to birds hatched prior to this year; 'cockerel' and 'pullet' to birds hatched during this year.

DIVISION 1 - CHICKENS

Class

1. Standard breeds – Large Fowl – One young birds of either sex

2. Standard breeds – Large Fowl – One old birds of either sex

3. Standard Breeds – Bantams – One young bird of either sex

4. Standard Breeds – Bantams – One old bird of either sex

5. Production Pullets - Pen, 3 Standard bred, Crossbred or Strain cross pullets to be judged on egg production qualities only.

6. Production Hens – Pen, 3 Standard bred, Crossbred or Strain cross hens to be judged on egg production, qualities only.

7. Dual Purpose pullets – Pen, 3 Such as Rhode Island Reds, New Hampshire, Plymouth Rocks, etc.

8. Dual Purpose Hens – Pen, 3 Such as Rhode Island Reds, New Hampshire, Plymouth Rocks, etc.

9. Meat-type Chickens-Pen, 3 Standard bred, crossbred, or stain cross birds of the same sex to be judged on meat production qualities only.

DIVISION 2 - TURKEYS

10. Turkeys, all breeds – 1 bird of either sex

DIVISION 3 - DUCKS.

11. Ducks, Call or Bantam, all breeds – 1 bird of either sex

DIVISION 4 - GEESE

12. Geese, specify breeds – 1 bird of either sex.

DIVISION 5 - PEACOCKS

13. Peacocks (one bird either sex)

DIVISION 6 - EGGS

Class

14. Dozen White eggs
15. Dozen Brown eggs
16. Dozen Blue or green eggs

DIVISION 7 - PIGEONS

17. Pigeons (identify breed on entry card)

DIVISION 8- QUAIL

Class

18. Pen of six

DIVISION 9- NOVELTY

Class

19. Poultry (no limit to number of entries)
20. "Lil Tykes" Showmanship-youth 6 years and younger may use a 4-H animal shown.

DEPARTMENT H- RABBITS

*Refer to 4-H Youth Section Rabbits under
Department X.*

Only open to purebred rabbits.

Exhibitors are to provide their own bedding, feed
and care for the rabbits during the fair.

Special Award Hartner Family

Grand Champ \$10 – Res. Champ \$5

Division 1- New Zealand White

Division 2- Californias

Division 3- Checkered Giants

Division 4- Dutch, all colors

Division 5- Florida White

Division 6- Netherland Dwarf

Division 7- Mini Lop

Division 8- Purebreds Others

Division 9- Crossbreds

Class

1. Sr. Doe 2. Intermediate Doe 3. Jr. Doe
4. Sr. Buck 5. Intermediate Buck 6. Jr. Buck
7. Meat Class, 3 rabbits (max. wt. 5 lbs, each)

Division 10- Novelty

Class

8. Rabbit (no limit to number of entries)
9. "Lil Tykes" Showmanship-youth 6 years and younger may use a 4-H animal shown.

**DEPARTMENT I- DOGS-CATS and HAND
PETS**

See section 7 in 4-H Youth Department X for rules and Health requirements (only first, second, third premium given in each category)

DIVISION I- Dogs

Class

- 1. Puppy
- 2. Showmanship
- 3. Obedience

DIVISION 2- Cats

DIVISION 3- Hand Pets

DEPARTMENT J - FARM AND GARDEN

No exhibitor may make more than one entry in any number in this department, but may enter as many numbers as desired.

Exhibits must be in clear glass jars when so required in the list. Exhibits not in designated containers will not be judged.

Exhibits in this department will be on display in the old 4-H Building.

These businesses have generously donated additional premiums as listed.

**denotes permanent donor unless otherwise notified

****Carol Rohr Memorial**

Wheat \$12.00, \$8.00, \$5.00

James W. Ingwersen Memorial

Overall Best 10 ears of corn \$12.00, \$8.00, \$5.00

Rolf Seed, LLC

Best Single Ear Exhibit \$12.00, \$8.00, \$5.00

****Earl "Buck" Gilliland Memorial**

Tallest Stalk of Corn \$12.00, \$8.00, \$5.00

Anonymous Coffey County Sponsor

Best milo head \$12.00, \$8.00, \$5.00

LeRoy Co-op

Soybean Plants \$12.00, \$8.00, \$5.00

NAPA Auto Parts

Prairie Hay \$10.00, \$6.00, \$4.00

Central National Bank

Outstanding Farm Exhibitor \$12.00, \$8.00, \$5.00

Arnold's Greenhouse

Outstanding Garden Exhibitor \$12.00, \$8.00, \$5.00

Strawder's and Daughters

Individual Garden Display \$12.00, \$8.00, \$5.00

Hoover's Thriftway

Organization Garden Display \$20.00, \$13.00, \$7.00

Chrisman Hardware

Kids Decorated Vegetable or Fruit
\$5.00, \$3.00, \$1.00 (each class)

Beatrice Gilliland Memorial

Tallest Tomato Plant with Tomatoes

DIVISION 1- Small Grain, Legume, Grass

Class

1. Quart jar soft winter wheat, any variety
2. Quart jar hard winter wheat, any variety
3. Quart jar oats, any variety
4. Quart jar barley, any variety
5. Quart jar alfalfa seed, any variety
6. Quart jar sweet clover, any variety
7. Quart jar red clover, any variety
8. Quart jar Korean Lespedeza, any variety
9. Quart jar soybean seed, any variety
10. Quart jar brome grass seed, any variety
11. Fescue, any variety.

DIVISION 2- Corn

Grand Champion 10 ears corn exhibit, any variety
chosen from winners in this division.

Class

12. 10 ears yellow Hybrid corn
13. 10 ears white Hybrid corn
14. 10 ears of corn, any variety
15. One ear white corn
16. One ear yellow corn
17. Longest ear of corn
18. 10 ears yellow popcorn
19. 10 ears white popcorn
20. 10 ears sweet corn, mature
21. Tallest stalk of corn with ears

DIVISION 3- Sorghum

Class

22. 10 heads Hybrid milo
23. Best milo head
24. 10 heads forage sorghum

DIVISION 4- Silage

Class

25. Silage to be shown in capped clear gallon jar

DIVISION 5- Soybeans

Class

26. Soybeans, 5 plants, leaves and roots intact,
variety should be named

DIVISION 6- Hay

Class (8 inch thick section from a bale)

27. Flake of Prairie Hay
28. Flake of Alfalfa Hay
29. Flake of Red Clover Hay
30. Flake of Lespedeza Hay
31. Flake of Brome Grass Hay
32. Flake of Fescue Hay

DIVISION 7- Vegetables

Plate must contain five. Outstanding garden exhibitor determined by most points. Blue Ribbon- 5 pts; Red ribbon- 3 pts; White ribbon- 1pt.

Class

33. Biggest Tomato
34. Plate Red Tomatoes (5)
35. Plate Yellow Tomatoes (5)
36. Plate Cherry Red Tomatoes
37. Plate of Yellow Cherry Tomatoes (5)
38. Plate of Stuffing Tomatoes (5)
39. Plate of White Potatoes (5)
40. Plate of Red Potatoes (5)
41. Biggest Potato (1)
42. Biggest Sweet Potato (1)
43. Plate of Sweet Potatoes (5)
44. Largest Pumpkin (1)
45. Best Pumpkin (1)
46. Plate Turnips-trim to 1 inch stems (5)
47. Largest Squash (1)
48. Best Winter Squash (1)
49. Best Summer Squash (1)
50. Plate of Squash (5)
51. Plate of Beets-trim to 1 inch stems (5)
52. Plate of Carrots-trim to 1 inch stems (5)
53. Plate Parsnips-trim to 1 inch stems (5)
54. Largest Watermelon (1)
55. Best Watermelon (1)
56. Cantaloupe (Muskmelon) (1)
57. Honeydew Melon (1)
58. Plate of Cucumbers (5)
59. Display of Rhubarb, don't remove leaves (5)
60. Plate of Onions, do not peel (5)
61. Plate of Garlic (5)
62. Head of Cabbage, leave wrapper leaf intact (1)
63. Plate of Sweet Peppers (5)
64. Plate of Hot Peppers (5)
65. Plate of Okra (5)
66. Best Eggplant (1)
67. Plate of Peanuts (12)
68. Plate of Snap beans, do not remove stems (12)
69. Plate of Shelled Beans, any variety (20)
70. Edible Sweet Corn, leave husk on (5)
71. Vegetables, any vegetable not listed above (5 or more)
72. Best Decorated Vegetable
73. Plate of Gourds (5)
74. Display of Gourds, three or more varieties (two foot square)
75. Largest Sunflower (1) mature
76. Best sunflower (1) mature or immature
77. Photo of Tallest Tomato Plant w/ Tomatoes

Submit photo(s) of tallest tomato plant with tomatoes naturally growing on the plant. Photos to be mounted on poster board.

DIVISION 8- Garden Displays

Class

77. Individual Garden Display-eligible for premium for following requirements: Display area will be limited to 2 feet by 2 feet, with a height of 15 inches. Display must contain five or more vegetables, fruits, and other garden produce listed in Departments I and J. Large vegetables limited to one (melons, pumpkins, etc.) Medium sized vegetables and fruits should not have less than three items. Small vegetables and fruits should contain at least ten pieces. Containers may be used, but no preserved fruit or vegetables will be allowed.

78. Organization's Garden Display-eligible for premium for following requirements: Display area limited to 3 feet by 3 feet, with a height of 30 inches (table) or 60 inches (floor). Must contain not less than 10 but no more than 15 vegetables, fruits, or other garden produce listed in Departments I and J. Large vegetables will be limited to not more than two items (melons, pumpkins, etc.) Medium vegetables and fruits should contain not less than six pieces per variety (tomatoes, potatoes, apples, etc.) Small vegetables and fruits should have not less than 10 pieces per variety. Shelves, containers, jars, flowers, art and craft items, and mechanical devices may be used for display purposes but will not be considered in the judging. The quality and arrangement of garden produce will represent 100% of the award.

79. Novelty Garden Produce (no limit to number of entries)

DIVISION 9- Kid's Decorated Vegetable or Fruit

The following classes are open to children, kindergarten through fifth-grade. Enter in class you just completed. Entry cards with exhibitor number must be completed for this division.

All entries will receive a participation ribbon plus three place ribbons will be awarded with cash prizes of \$5, \$3 and \$1. All judging will be done by a celebrity panel. All entries must be received by 1:00 p.m. Wednesday, the first day of the Fair. All entries must remain until after 3:00 p.m. Sunday, the last day of the Fair. Premiums will be paid out by the Open Class Coordinator on Sunday at Checkout.

Each participant can enter only one item. Judging will be based on neatness of overall appearance and

originality. Each grade will be judged as a separate class.

Class P- Pre-Kindergarten

Class K- Kindergarten

Class 1- 1st

Class 2- 2nd

Class 3- 3rd

Class 4- 4th

Class 5- 5th

Department K - Fruits & Honey

The Superintendent and assistants will give you all the information you need and will place your exhibits in the best possible manner; all exhibitors should follow these instructions in getting fruit ready for the fair.

Avoid, as much as possible, all specimens with blemishes of any kind. All blemishes lower the value of the exhibit. Do not remove the stem.

Select, as much as possible, specimens of bright color, large size, smooth clear skin and even shape. Handle with care so as to preserve from injury. A proper way to handle specimens is to separately wrap each specimen in paper.

Five specimens of large fruit and as many small fruits are necessary to make a respectable showing and will be required for each plate. Extra specimens should be brought to fill up the plate in case of injury to any others.

A separate lot must be shown on display.

All fruits intended for premiums must be correctly named and labeled.

No exhibitor will be allowed to change any fruit after it has been received by the superintendent or assistant and placed.

Premiums will be paid on all varieties correctly named in each class. All specimens must be this year's product.

Division I- Fruits

Class

1. Plate apples, any correctly named variety (5)
2. Plate pears, any named variety (5)
3. Plate peaches, any named variety (5)
4. Plate of plums, any named variety (5)
5. Plate of grapes
6. Plate of quinces (5)
7. Plate of crab apples (5)
8. Plate of blackberries
9. Plate of apricots (5)
10. Plate of cherries
11. Plate of gooseberries
12. Any other fruit

Division 2- Honey

Class

13. Comb Honey
14. Strained Honey
15. Honey Display

SPECIAL AWARDS OVERALL- FOR FAMILY & CONSUMER SCIENCES

Quilts- In Store gift certificates at Silver Threads and Golden Needles First-\$10, Second- \$6 and Third- \$4

- \$10 most original quilt with use of color and design, by Linda Polson.

Clothing- First- \$12; Second- \$8; Third- \$5; by Citizens State Bank, Gridley- New Strawn- Burlington

Flowers- Gift certificates provided by Strawders & Daughters First- \$20 and Second- \$10

Needlework- Overall Needlework-\$15 by Steven & Kelcey Lamer

Arts and Crafts- Overall Fine Arts-\$15 by Holtz Community Foundation, Burlington

Pastries and Breads- Adult Division Yeast Breads: First- \$7; Second- \$5; Third-\$3 by First National Bank of Kansas, Burlington- Waverly. Jr.

Division-16 and Under Any Baked Product: First-\$5; Second-\$3; Third-\$2 by First National Bank of Kansas, Burlington-Waverly.

Jellies- First- \$7; Second- \$5; third \$3 by Farmers State Bank, Aliceville- Burlington-Lebo.

Canned Goods- First- \$7; Second- \$5; Third- \$3 by Farmer State Bank, Aliceville- Burlington-Lebo

DEPARTMENT L FOOD PRESERVATION

Only jellies, preserves, butters, canned fruits, vegetables, meats and etc. made within the past 12 months are eligible.

No Exhibitor may make more than one entry per class with entries made and entered by the owner.

Exhibitors are required to use quart or pint jars for fruits and vegetables. Exhibitors may use pints, ½ pints, or standard jelly jars for preserves and jelly classes. Jars should be sealed, and processed. Jars must have new lids and rings. No paraffin to seal jams and jellies.

Only clear standard canning jars will be accepted. No colored jars. Colored lids/rings can be used on clear jars. Jars may be opened for judging.

DIVISION 1- Jelly

Class

1. Apple
2. Blackberry

- 3. Gooseberry
- 5. Plum
- 7. Crabapple
- 9. Other
- 10. Display to be judged on the number of varieties and quality of product. Exhibits must include at least five varieties.

DIVISION 2- Preserves & Jams

Class

- 11. Apple
- 13. Cherry
- 15. Grape
- 17. Plum
- 19. Quince
- 21. Strawberry
- 23. Tomatoes, ripe
- 25. Muskmelon
- 27. Other
- 28. Display to be judged on the number of varieties and quality of product, the exhibit must include at least five varieties.

- 12. Blackberry
- 14. Gooseberry
- 16. Peach
- 18. Pear
- 20. Crabapple
- 22. Raspberry
- 24. Watermelon
- 26. Apricot

DIVISION 3- Butters

Class

- 29. Apples
- 31. Pear butter
- 33. Peach butter
- 35. Display to be judged on the number of varieties and quality of product, the exhibit must include at least five varieties.

- 30. Plum butter
- 32. Grape butter
- 34. Other

DIVISION 4- Canned Fruit

Class

- 36. Apples
- 38. Cherries pitted
- 40. Grapes
- 42. Pears
- 44. Raspberries
- 46. Crabapples
- 48. Blackberrie
- 50. Other
- 51. Display to be judged on the number of varieties and quality of product. Exhibit must indicate at least five varieties

- 37. Cherries, bing
- 39. Gooseberries
- 41. Peaches
- 43. Plums
- 45. Strawberries
- 47. Apricots
- 49. Applesauce

DIVISION 5- Canned Vegetables

Class

- 52. Shelled green beans
- 53. Yellow snap beans
- 54. Snap beans
- 55. Tomatoes, cold pack
- 56. Tomatoes, hot pack
- 57. Lima beans
- 58. New peas and potatoes
- 59. Peas, pint

- 60. Plain beets
- 61. Canned greens
- 62. Canned rhubarb
- 63. Canned corn, pint
- 64. Canned carrots
- 65. Canned pumpkin
- 66. Canned new potatoes
- 67. Other
- 68. Display of canned vegetables, to be judged on number of varieties and quality of product. Must be at least five varieties in the display.

DIVISION 6- Dehydration

Class

- 69. Dried Fruit of Vegetable $\frac{1}{2}$ - $\frac{3}{4}$ cup
- 70. Fruit Leather 3 pieces, 4-6 inches in length
- 71. Jerky (3 pieces) 1 inch width by 3-inch length

DIVISION 7- Miscellaneous

Class

- 72. Tomato sauce
- 73. Pickled beets
- 74. Pickled okra
- 75. Pickled pears
- 76. Pickled peaches
- 77. Pickled apples
- 78. Pickled onions
- 79. Relishes
- 80. Tomato catsup
- 81. Pickled cucumbers, sweet
- 82. Pickled cucumbers, dill
- 83. Pickled cucumber, bread and butter
- 84. Pickled green beans
- 85. Salsa
- 86. Tomato Juice
- 87. Display, to be judged on the number of varieties and quality of product. Exhibit must include at least five varieties
- 88. Other

DEPARTMENT M- FOOD PREPARATION

For food safety purposes, any food with custard and dairy-based fillings and frostings (ex. Cream Cheese), raw eggs, flavored oils, “canned” bread or bread cakes in a jar, cut fresh fruit or any food requiring refrigeration (ex. Bacon) or unbaked exhibit with raw flour (ex. No bake cookies) will be disqualified and not judged. Refer to K-State Research and Extension publication, 4-H488, Judge’s Guide for Food and Nutrition Exhibits, for information to help you make informed, safe food exhibit decisions.

If icing is needed for your exhibit this recipe is recommended-

Heirloom Frosting Glaze
 $\frac{1}{2}$ cup shortening
 4 cups powdered sugar
 1 teaspoon vanilla
 3 Tablespoons milk

Blend together shortening and sugar. Add vanilla, milk and stir or use a mixer until smooth. Makes about 2-½ cups frosting enough for two 8-9 inch layers.

DIVISION I- Yeast Breads & Rolls

Class

1. Loaf of white bread
2. Loaf of whole wheat bread
3. Yeast rolls (3)
4. Sweet rolls (3)
5. Swedish tea ring
6. Bread machine product

DIVISION 2- Quick Breads

Class

7. Banana Nut
8. Coffee Cake
9. Muffins
10. Biscuits
11. Other quick breads

DIVISION 3- Cakes

Class

12. Chocolate layer cake, frosted
13. White Layer Cake, frosted
14. Cupcakes, frosted any kind
15. Spice cake
16. Angel food, unfrosted
17. Loaf cake, bundt or other unfrosted
18. Carrot cake
19. Applesauce cake
20. Decorated cake or may be decorations over Styrofoam
21. Chiffon cake

DIVISION 4- Cookies

Class

22. Bar (3)
23. Molded (3)
24. Refrigerated (3) rolled and sliced, not just chilled
25. Drop (3)
- 25a. Chocolate Chip
- 25b. Oatmeal
- 25c. Snickerdoodles
26. Party (3)
27. Decorated (3)
28. Fair officials' cookie jar- (gallon jar with at least five varieties) Samples will be judged as well as jar decoration.

Fair Officials' Cookie Jar- Jar of assorted cookies. Jars must be a clear glass wide-mouthed cookie jar and should be decorated so cookies may be 50% visible. Wrap each cookie in clear wrap, Jar to count

25%. The jar should contain not less than five kinds of cookies. Assortment should be in a small box so the judge will not need to open the jar. Name the varieties of cookies on the box. The first(\$15), second(\$10) and third(\$5) prize jars will be presented to) the Fair Board Officers. Non-winning jars must be picked up at the end of the fair. Representatives of winning jars need to be present to pick up and present cookie jar to officials during trophy presentations Sunday, 5:00 p.m. at the arena east side. Additional premiums given from officers to winning jars. Jars are property of the exhibitor. Bring a plastic bag or box for cookies.

DIVISION 5- Candy

(Three 1 1/2" pieces)

Class

- 29. Chocolate Fudge (3 pieces)
- 30. Peanut Brittle (3 pieces)
- 31. Coconut Candy (3 pieces)
- 32. Miscellaneous (3 pieces)

**DIVISION 6- Junior Division
16 & under**

Class

- 33. Loaf white or whole wheat bread
- 34. Loaf Quick Bread
- 35. Yeast Rolls (3)
- 36. Sweet Rolls (3)
- 37. Tea Ring
- 38. Bread Machine Product
- 39. Muffins (3)
- 40. Biscuits (3)
- 41. Cupcakes (3)
- 42. Layer Cake, frosted
- 43. No Bake (3)
- 44. Bar Cookies (3)
- 45. Drop Cookies (3)
- 46. Molded Cookies (3)
- 47. Refrigerated (3) rolled and sliced, not just chilled.
- 48. Chocolate Chip (3)
- 49. Snickerdoodles (3)
- 50. Decorated (3)

DIVISION 7- Microwave

Class

- 51. Any microwaved product (cake, cookies, bread)

DIVISION 8- Pie

Class

- 52. 2-crust pie

DIVISION 9- Miscellaneous

Class

- 53. Miscellaneous

DEPARTMENT N - FANCY WORK

All articles must have been made within the past 12 months. Articles must be handmade and entered by the maker. An exhibitor can enter only one article per class. Project items, to be displayed and judged, must be clean, odor free and free from animal hair.

If the Superintendent and/or Fair Association deems that the project item(s) in question do not meet these requirements, those project items will be sent home and will not be judged. Clarification of the 'Other' Class listed in divisions-'may be any item not previously listed' per that division. Articles which have received prior premiums from the association are not again eligible for competition.

DIVISION 1- Needlework

Class

1. Luncheon/Breakfast set 1 napkin
2. Table cloth, 54-inch minimum
3. Pillow Cases
4. Guest Towel
5. Scarf, any color
6. Wool embroidery
7. Swedish embroidery
8. Tea towel, one of a set
9. Lunch Cloth, appliqué
10. Embroidery bedspread
11. Any tatted item
12. Needlepoint
13. Counted Cross Stitch
14. Crewel, made with yarn
15. Chicken Scratch
16. Candlewicking
17. Bamboo Cross Stitch
18. Trapunto
19. Long Stitch
20. Wall Hanging (any type)
21. Picture Embroidery
22. Ribbon Embroidery
- 23 Other-to clarify, refer to department rules

DIVISION 2- Knitting

Class

24. Mittens
25. Socks
26. Gloves
27. Booties, knitted
28. Any Sweater
29. Pot holders
30. Knitted lace
31. Dress
32. Afghan
33. Afghan with worked emblem
34. Any article/garment

35. Wash cloth
36. Kitchen towel
37. Knitted hat
38. Other Knitted item-refer to department rules

DIVISION 3- Crochet

Class

39. Crocheted doily
40. Crocheted runner
41. Crocheted bedspread
42. Crocheted tablecloth
43. Crocheted lace
44. Crocheted chair set
45. Crocheted centerpiece
46. Buffet set 3-piece
47. Baby set 3-piece
48. Booties, crocheted
49. Crocheted doll clothes
50. Any crocheted sweater
51. Dress
52. Crocheted pot holder
53. Handkerchief, crocheted edge
54. Afghan
55. Afghan with worked emblem
56. Infant Afghan
57. Crocheted edge on pillow cases
58. Shawl, caps, hats, scarves
59. Kitchen towels
60. Other-to clarify, refer to department rules

DIVISION 4- Pillows Fitted

Class

- | | |
|----------------|--------------------|
| 61. Embroider | 62. Candle wicking |
| 63. Crochet | 64. Pieced |
| 65. Latch Hook | 66. Appliqué |
| 67. Quilted | 68. Needlepoint |
| 69. Patchwork | 70. Other |

DEPARTMENT O - CLOTHING/ QUILTS

DIVISION I- Clothing

Project items, to be displayed and judged, must be clean, odor free and free from animal hair. Project items must also be the handiwork of the exhibitor. If the Superintendent and/or Fair Association deems that the project item(s) in question do not meet these requirements, those project items will be sent home and will not be judged. Clarification of the 'Other' Class listed in divisions-'may be any item not previously listed' per that division.

Class

1. Man's or Boy's Suit
2. Man's or Boy's jacket
3. Man's or Boy's slacks
4. Man's or Boy's shirt

5. Men's Active Sportswear
6. Child's coat
7. Child's dress
8. Child's playsuit or sunsuit
9. Child's suit
10. Infant Boy's Clothing
11. Infant Girl's Clothing
12. Apron
13. Recycled garment
14. Adult's house dress
15. Adult's best dress
16. Woman's coat
17. Woman's pantsuit
18. Woman's jacket
19. Skirt
20. Formal or long dress
21. Blouse, set-in sleeves
22. Sleepwear
23. Sport clothes
24. Lounge wear
25. Woman's suit
26. Garment made on serger
27. Sweatshirt
28. Quilted garment
29. Purses
30. Other-to clarify, refer to department rules

DIVISION 2- Quilts

Class

35. Machine Embroidered/ Hand Quilted
36. Machine Embroidered/ Machine Quilted
37. Hand Embroidered/ Hand Quilted
38. Hand Embroidered/ Machine Quilted
39. Pieced-Hand Quilted
40. Pieced- Machine Quilted
41. Mixed Piecing Techniques (appliqué & pieced blocks, paper pieced)
42. Paper Pieced Quilt
43. Appliqued- Hand Quilt
44. Appliqued- Machine Quilted
45. Beginners Quilt (first quilt made)
46. Quilt made by Youth (19 or younger- any design)
47. Quilted Home Décor Item
48. Quilt made by person 75 years or older
49. Baby Quilt (less than 45 x 60 inches)
50. Child's Quilt (over 45 x 60 inches)
51. Lap Quilt (approx 60 x 76 inches)
52. Novelty Quilt
53. Holiday Quilt (any size)
54. Wall Hanging
55. Sampler
56. T-shirt Quilt
57. Quilted Christmas Article

58. Miniature Quilt (maximum 24 x 24 inches)
59. Original Pattern or Design Quilt
60. Misc./Other Quilted Items
61. Quilt pieced by more than one person
62. Old Quilt (must not have been entered before and at least 25 years old, state how old; need not made by exhibitor)

**DEPARTMENT P - ARTS- CRAFTS/
PHOTOGRAPHY
DIVISION 1- Crafts**

Clarification of the 'Other' Class listed in divisions-'may be any item not previously listed' per that division.

Class

1. All Leather Crafts
2. All Copper Crafts
3. Handcrafted jewelry
4. Scrapbooking
5. Handmade carving
6. Basket weaving
7. Macramé
8. Fabric Painting (sweatshirts, etc.)
9. Tole Painting/ Folk Art
10. Stained glass construction
11. Ceramics
12. Pottery
13. Woodwork
14. Wood burning
15. Animals, stuffed
16. Dolls, stuffed
17. Dolls, decorated
18. Handmade Doll
19. Yarn Animals
20. Wreath or Swag Decoration
21. Scratch Art
22. Beaded craft
23. Other- to clarify, refer to department rules

DIVISION 2- Rugs

Class

1. Woven, braided or hooked rug, cotton
2. Woven, braided or hooked rug, wool
3. Latch-it rug
4. Nylon/ Polyester
5. Crocheted, cotton
6. Rug made by person 70 years or older

DIVISION 3- Oil Paintings

Class

- | | |
|------------------------|---------------|
| 1. Landscape or Marine | 2. Still Life |
| 3. Portrait | 4. Wildlife |
| 5. Other | |

DIVISION 4- Acrylics

Class

- | | |
|------------------------|---------------|
| 6. Landscape or Marine | 7. Still Life |
| 8. Portrait | 9. Wildlife |
| 10. Other | |

DIVISION 5- Water Colors

Class

- | | |
|-------------------------|----------------|
| 11. Landscape or Marine | 12. Still Life |
| 13. Portrait | 14. Wildlife |
| 15. Other | |

DIVISION 6- Charcoal

Class

- | | |
|-------------------------|----------------|
| 16. Landscape or Marine | 17. Still Life |
| 18. Portrait | 19. Wildlife |
| 20. Other | |

DIVISION 7- Pastels

Class

- | | |
|-------------------------|----------------|
| 21. Landscape or Marine | 22. Still Life |
| 23. portrait | 24. Wildlife |
| 25. Other | |

DIVISION 8- Drawings

Class- Pencil

- | | |
|-------------------------|----------------|
| 26. Landscape or Marine | 27. Still Life |
| 28. Portrait | 29. Wildlife |
| 30. Other | |

Class- Pen and Ink

- | | |
|-------------------------|----------------|
| 31. Landscape or Marine | 32. Still Life |
| 33. Portrait | 34. Wildlife |
| 35. Other | |

DIVISION 9- China Painting

Class

- | | |
|-------------|------------|
| 36. Jewelry | 37. Plates |
| 38. Dish | 39. Other |

DIVISION 10- Photography

Photos must have been taken during the year immediately preceding the fair. Photos must be 8x10 with only one entry per class per person. Photos are to be mounted across the narrow (11") dimension of an 11" x 12.5" sheet of white studio mount. If the mount board has two/colors, please mount on WHITE side. Mounting boards may be purchased from the Extension Office.

(Note: The same photo cannot be shown in more than one department. Example: 4-H and Open Class.)

Class

40. Activities of Children and Adults (color)
41. Still life-the depiction of inanimate subject matter; most typical a small grouping of objects (color)
42. Scenic (color)
43. Animals, Insects, Fowl (color)

44. Flower or floral (color)
45. Portrait (color)
46. Activities of Children and Adults (black and white)
47. Still Life-the depiction of inanimate subject matter; most typically a small grouping of objects (black & white)
48. Scenic (black & white)
49. Animals, Insects, Fowl (black & white)
50. Flower or floral (black & white)
51. Portrait (black & white)
52. Most scenic picture taken in Coffey County

DEPARTMENT Q - FLOWERS

All specimen flowers must have been grown out of doors by the exhibitor. Containers must be furnished by the exhibitor. No award will be made unless the exhibit is worthy. Commercial growers are barred.

DIVISION 1- Flower Show

Class

1. Zinnia, large flowered five individual blooms
2. Zinnia, small flowered, five individual blooms
3. Large Marigold, five individual blooms
4. Snapdragons, five spikes, may be one or more colors
5. Gladiolus, one spike, any exhibition variety
6. Rose, closed (1)
7. Small marigold, five individual blooms
8. Rose, one individual bloom (open)
9. Dahlia, one bloom
10. Sunflower
11. Cactus
12. Arrangement of one kind of flower
13. Arrangement of more than one kind of flower
14. Herbs
15. Other cut flower
16. Non-flowering plant
17. Other Plant
18. Winter bouquet of native plants of natural color
19. Winter bouquet of native plants of artificial color
20. Silk floral arrangement

DEPARTMENT R - BOOTHS

DIVISION I- Booths, Displays

Open to Community Units and other organizations for display in Kelley Hall. Must be educational. One card-table size or fits on a card table.

Prizes are \$7, \$6, \$5, \$4 and \$3. Booths and displays to be judged on ideas, originality, effectiveness, quality and artistic arrangement: 20 percent on each.

Class

1. Booths Community Unit
2. Other Organizations

DEPARTMENT S - EDUCATION

All articles exhibited must be those made during the preceding year. Entries will be made by individual and/ or teachers on behalf of the students. Entry number is to be picked up at Kelley Hall, and the exhibits will be displayed at the Crops Building. **Maximum of three entries per student** in age division, with one entry per class.

All maps, posters, pictures, etc. should be mounted on paper or cardboard, no larger than 12" x 18". First, second, third placing in all classes, others receive participation ribbon.

DIVISION 1- Preschool**Class**

1. Colored picture
2. Painted picture
3. Craft
4. Fair impression – 5 yrs. and younger (8½ x 11, no larger)

DIVISION 2- Kindergarten**Class**

5. Handwriting, capital letters, manuscript
6. Colored picture
7. Craft Project
8. Social Studies
9. Painted picture
10. Self-portrait
11. Stitchery

DIVISION 3- Grade 1**Class**

12. Handwriting, capital letters, manuscript
13. Safety or Health picture
14. Colored picture, crayola
15. Social Studies or Science project
16. Scrapbook, 10 or more pages
17. Craft project
18. Math project
19. Painting
20. Self-portrait
21. Freehand drawing, colored
22. Stitchery

DIVISION 4- Grade 2**Class**

23. Handwriting, manuscript, capital and small letters
24. Safety poster
25. Health poster
26. Freehand drawing colored or pencil
27. Science project
28. Social Studies project
29. Craft project

- 30. Freehand painting
- 31. Math project
- 32. Creative writing (rough draft)
- 33. Self portrait
- 34. Stitchery

DIVISION 5- Grade 3

Class

- 35. Handwriting, manuscript, capital and small letters
- 36. Safety poster
- 37. Health poster
- 38. Freehand drawing
- 39. Science project
- 40. Social Studies project
- 41. Diorama, any subject
- 42. Craft project, yarn, string, wood, paper or clay
- 43. Creative writing (final draft)
- 44. Freehand painting
- 45. Stitchery

DIVISION 6- Grade 4

Class

- 46. Copy of a poem, cursive, illustrated
- 47. Safety poster
- 48. Health poster
- 49. Freehand drawing, pencil
- 50. Science project
- 51. Conservation project
- 52. Social Studies Project
- 53. Model kit
- 54. Craft project, yarn, string, wood, clay or ceramics
- 55. Freehand painting
- 56. Stitchery

DIVISION 7- Grade 5

Class

- 57. Pledge of Allegiance, cursive, ink
- 58. Safety poster
- 59. Health poster
- 60. Freehand drawing, pencil
- 61. Social Studies project
- 62. United States map
- 63. Handmade model (no kits)
- 64. Craft project, yarn, string, wood, cloth, leather, clay or ceramics
- 65. Science project
- 66. Freehand painting
- 67. Stitchery

DIVISION 8- Grade 6

Class

- 68. News story in cursive, illustrated
- 69. Original poem, illustrated
- 70. Freehand drawing, pencil
- 71. Social Studies project
- 72. Conservation project
- 73. Handmade model (no kits)

- 74. Craft project, yarn, string, wood, cloth, clay or ceramics
- 75. Freehand painting
- 76. Science project
- 77. Stitchery

DIVISION 9- Junior High

Class

- 78. Essay on “My Favorite Sport”
- 79. Freehand drawing
- 80. Painting, original
- 81. Science project
- 82. Geometric designs (four or more)
- 83. Woodworking project
- 84. Sewing project
- 85. Model or some machine, handmade (no kits)
- 86. Craft project, yarn, wood, cloth, leather, or ceramics
- 87. Stitchery
- 88. Photography project

DIVISION 10- High School

Class

- 89. Woodwork, first year, 1 piece
- 90. Woodwork, second year, 1 piece
- 91. Freehand drawing
- 92. Original painting
- 93. Ceramic project
- 94. Macrame’ project
- 95. Jewelry, handmade
- 96. Leathercraft
- 97. School dress
- 98. Pajamas
- 99. Sports Outfit
- 100. Needlecraft
- 101. Photography project
- 102. Stuffed animal

Division 11- Conservation Photo Contest

Class

- 103. Grade K through 8
- 104. Grade 9 through 12

DEPARTMENT T - SCOUTS

Open to all Coffey County Boy and Girl Scouts. Exhibits must meet the requirements of Merit Badges according to age group. All exhibits should be neat and clean. No premiums- ribbons only

DIVISION 1- Boy Scouts

Class

- 1. Nine Knots and one end whip mounted on 18” x 18” board to meet Tenderfoot requirements
- 2. Seed collection, Botany
- 3. Seed collection, Forestry
- 4. Metal work

5. Leathercraft
6. Blanket race
7. Rock & Minerals
8. Bridge building
9. Communication
10. Heavy line relay

DIVISION 2- Cub Scouts

Class

1. Pinewood derby car (wood project)
2. Wood burning
3. Nature projects
4. Simple machines
5. Leather craft
6. Collections

DIVISION 3- Brownies

Class

- | | |
|---------------|-----------------------|
| 1. Crafts | 2. Nature collections |
| 3. Scrapbooks | |

DIVISION 4- Juniors

Class

4. Crafts
5. Nature collections
6. Badge reports- actual work may be included with the report if desired

DIVISION 5- Cadettes

Class

7. Crafts
8. Nature collections
9. Badge reports- actual work may be included with the report if desired

DIVISION 6- Seniors

Class

10. Crafts
11. Service aide reports

DEPARTMENT U - COLLECTION

(General Rule, No. 14 suspended in this department)

Class

- | | |
|-------------------------------------|------------------|
| 1. Stamps | 2. Coins |
| 3. Guns | 4. Indian relics |
| 5. Rocks | 6. Cards |
| 7. Antique Item | |
| 8. Antique Collection (max 5 items) | |
| 9. Other | |



**Good Luck
at the fair!**

from your
friends at

Wolf Creek
Nuclear Operating Corporation

Wolf Creek 
an  evergy generating station

A special thank you to WCNOC for
printing the fair books and
contribution for the Livestock
Buyer Appreciation Meal.

BANKING

Where you want,
When you want

Quantum Credit Union is a full service financial institution with everything to fulfill all of your financial needs, from checking and savings accounts to auto and home loans

Visit TheQ.org



QUANTUM
CREDIT UNION

Federally Insured by NCUA



Alex Williams
Marketing Coordinator
270 N. Broadway
Wichita, KS 67202
P: 316-771-4720
F: 316-267-4692



Kaylanna Heyn
Wolf Creek Branch Supervisor

1550 Oxen Lane
Burlington, KS 66839
P: 316.771.4750
F: 620.364.4081

DEPARTMENT X
4-H/FFA- YOUTH ACTIVITIES

*Be sure to read the General Rules beginning
on page 12*

*Please note that not all Sections are eligible for
4-H and FFA Participation*

*NOTE: (Highlighted items denote changes/additions
for the current year)*

Rules and Guidelines in Department X – Youth Activities are set by K-State Research and Extension, Coffey County in compliance with Kansas 4-H Policy guidelines. K-State Research & Extension is the shortened name for Kansas State University Agricultural Experiment Station and Cooperative Extension Service. K-State Research & Extension Coffey County is committed to making its services, activities and programs accessible to all participants. If you have special requirements due to a physical, vision or hearing disability, contact Darl Henson at 620-364-5313. K-State Research & Extension is an equal opportunity provider and employer. All inquiries pertaining to the youth department should be directed to K-State Research & Extension, Coffey County Extension Agents.

All grievances pertaining to participation/exhibition in the Youth Department X MUST be submitted in writing and given to an Extension agent before the conclusion of the respective show/exhibit/activity. The grievance will be addressed and resolution reached by a grievance committee immediately following the show and before the subsequent show/activity begins. The grievance committee shall be comprised of the Extension Agents, Respective Class Superintendent, Fair Board President or one appointed representative and two 4-H PDC Representatives.

1. Entries in this department cannot be entered in open class. Exhibitors may not enter the same item or animal in more than one class with the exception being “Coffey County Born” market/breeding classes. Exhibitors may make only one entry in each class, except that two per class in Livestock and Dairy or otherwise specified. 4-H livestock shown may be used in the Open Class “Lil Tykes” Showmanship classes. Otherwise youth exhibitors animals or projects may not be entered in a Youth Division Class and then again in the Open Class.

2. Any boy or girl between the ages of 7 and 18 years of age and a bona fide member or associate member of 4-H or FFA is eligible to enter contests

or exhibits so designated in this department. Age is determined as of January 1, the current year. Entries shall be made in accordance with the 4-H project enrolled or FFA SAE proficiency designated and properly submitted to the Extension Office by designated deadlines each year, Members will not be allowed to show in classes for projects/proficiency areas which they are not properly enrolled / designated. All exhibits must be the bona fide property and handiwork of the exhibitor; the grower where agriculture exhibits are shown; and the owner and feeder where livestock is entered. Exhibits must be the result of the current year's work. The rules shall be rigidly enforced to maintain the integrity of the program. Any issue regarding the showing/selling of an animal by the exhibitor/seller must be brought to the attention of the Fair Board no later than their June regular monthly meeting prior to the fair for resolve. Exhibitors who are found by the Fair Board to have left their livestock to the majority care of others, especially the care of professional feeders/groomers will be disqualified. Entries must be made, entered and exhibited by the owner.

3. In order to exhibit at Demonstration Day, the Fashion Revue, Clothing Construction, **Fiber Arts**, Cloverbuds or show **ALL** animals (beef, swine, sheep, goats, horses, poultry, cats, dogs, pets, or rabbits), at the Coffey County Fair, all animals to be exhibited **MUST** be pre-entered online before **5:00 p.m. on the Wednesday, June 28th pre-entry deadline**. The online pre-entry must be completed to include information for your animal before it will be accepted by the Extension Office. The information as it is submitted in the pre-entry will be the official exhibit entry information and **NO** changes will be made at any time during official entry at the Coffey County Fair.

4. In order to exhibit in Department X of the Coffey County Fair all exhibits need to be pre-entered online by the entry deadline of Wednesday, July 12th. Late entries will be charged a \$25 late fee per entry to exhibit.

5. The Danish Award System of Judging will be used, and money awards made according to quality of exhibit. No award will be given if the judge decides the exhibit does not warrant it. Exhibitors will be awarded premiums according to the ribbon(s) they receive on their project(s). They will be paid by the Coffey County Fair Association as follows. Grand Champion - \$6.00, Reserve Grand Champion - \$5.50, Champion - \$5.00, Reserve Champion -

\$4.50, Purple - \$4.00, Blue - \$3.50, Red - \$3.00 and White - \$2.50.

6. 4-H Indoor Exhibits must be dropped off between 8am-5pm Monday, July 17th or 8a-Noon on Tuesday, July 18th. Non-conference judged foods, horticulture, or crops exhibits must be dropped off between 8a-9am on Wednesday, July 19th.. Conference judged foods, horticulture, or crops entries may be brought to your scheduled conference judging time. All livestock, poultry, and rabbits must be in the barns by 5pm, Wednesday, July 20th.

** All animals will be on exhibit from 9:00 a.m. to 9:00 p.m. Thursday-Saturday except for when being fed, watered, or groomed. No steers or heifers outside designated areas in sheep & goat barn during show day. EXCEPTION: On the night of Demolition Derby only, Beef exhibitors wishing to move their cattle out of the barns early may do so between 6:00 p.m. and 7:00 p.m. but MUST have them in place in tie out areas BEFORE the derby begins. No movement out of the barn will be allowed after the derby starts until its completion.

7. All cattle to be shown (beef, bucket calves, dairy) should be clipped prior to fair. NO adhesives or paint used for fitting livestock. All species of shows are "Blow and go shows."

All market lambs and goats MUST be slick shorn prior to weigh-in (not to exceed 1/4 inch for lambs and 3/8 inch for goats). Only Coffey County 4-H livestock leaders, FFA advisor, youth exhibitor's immediate family member, and current Coffey County 4-H/FFA members also exhibiting in the youth division, may help with the grooming of livestock.

8. All youth livestock exhibitors must show their own animals except on the occasion they have more than one animal in the show ring for evaluation at the same time. Any individual showing another's animals when permitted must be a current Coffey County 4-H / FFA member. In the event an exhibitor cannot show their own animal due to unforeseen circumstances such as sickness, health related issues or scheduling conflicts bring these matters to the species superintendent as soon as possible prior to competition so that acceptable alternative arrangements may be made. No youth may show an intact male of any species in the youth division.

9) a. During competition anytime while in the show ring, if an animal should become disruptive and obviously overcomes exhibitor's control three times, the animal will promptly be dismissed from the show ring and any further competition. The

dismissed animal will be awarded at minimum a white ribbon. If dismissal is during selection for class champion or grand Champion, the animal will retain their previously awarded status but will be immediately dismissed without further consideration.

b. This rule will not apply to an exhibitor who loses control of their animal as a result of another's uncontrolled animal or any other unforeseen outside influences.

c. Regardless of dismissal from a confirmation evaluation, the animal will remain eligible to go through the premium sale as long as it is allowed to remain on the fairgrounds.

10) All Species breed "Divisions" listed will be determined at initial species weigh-ins. Any animal breed represented at initial species weigh-in will be recognized in the fairbook and shown in its specific breed class

11) All species breeding animals will be shown by breed with breed classes split by age classes as listed.

12. All Livestock will be required to adhere to the most current KDAH "Requirements for Kansas County Fairs" Kansas Livestock General Health Requirements:

"All animals are subject to examination by the exhibition staff or their representatives, and shall be free of clinical signs of infectious or contagious disease. Animals determined by exhibition staff to have not met listed requirements will not be permitted to exhibit".

Livestock originating from other states should follow all KDA import requirements. The import requirement list is available by calling KDA at 785-296-2326 or at www.agriculture.ks.gov/divisions-programs/division-of-animal-health.

A CVI is not required for exhibit at the Coffey County Fair.

Species specific health requirements are listed under the respective species divisions.

13. All animal exhibitors (excluding large beef) are to provide their own approved bedding for their animal(s). The type of bedding must be approved by the species superintendent. Large Beef exhibitors will be charged a \$15 stall fee to cover expenses for cedar fibers.

14. The top 3 animals in each class shall be recognized for award in all species. Judges need to designate the top 5 animals overall in both market and breeding divisions.

A mandatory Livestock Exhibitors' and parents' Meeting will be held Thursday, July 20 at 7:30 AM

4-H / FFA LIVESTOCK CHECK IN and WEIGH-IN

Wednesday, July 19, **ALL** livestock must be in the barn by 5p.m. You must check in all breeding and market animals with the weigh-in clerk.

Weigh-In will begin at 5:00 p.m. in the following order

BEEF / 2nd YEAR BUCKET CALVES, SHEEP / MEAT GOATS, SWINE

Each set of scales shall be checked for accuracy by members of the Fair Sale Committee prior to the start of each species weigh-in. To alleviate distractions and disruptions during the weigh-in process, the weigh-in scale area will be cordoned off to restrict access to only those reading scales and recording weights. All animals must be dry, clean and free of mud and debris with lambs being shorn having no more than 1/4" of fleece PRIOR to being weighed.

NO re-weighs will be allowed without approval of the weighing committee.

ROUND ROBIN SHOWMANSHIP CONTEST

1. A "Round Robin" showmanship contest will be used to determine the Champion and Reserve Champion overall showman in each age division.
2. Contest is divided into 3 age groups according to 4-H age: Junior, 7-9; Intermediate, 10-13; Senior, 14-18.
3. CHAMPION and RESERVE CHAMPION showmen receiving purple or blue ribbons in each age division of each livestock species will be designated as the "top and second qualifiers" eligible to participate in Round Robin
4. Should an individual declared as a specie showmanship CHAMPION qualify in more than one species, they shall specify their species of preference as the designated "top qualifier" for THAT species.
5. Upon creation of a vacant "top qualifier" for a species, the declared RESERVE CHAMPION showman of that species will be moved into that vacant position created and therefore become the "top qualifier" of the species. Then the subsequent third place, if a blue ribbon showman of that species, may be invited to participate as the "second qualifier" for that species.

6. Only the individuals ultimately designated as the "top qualifier" and "second qualifier" in a species will be allowed to use THEIR OWN animals in THAT SPECIES ONLY. Enough additional animals to allow each age division to compete as a group, may be selected at random and with owner permission by the Round Robin committee from each species barn. The remaining participants will draw for the additional animals to be used. However, following the draw, committee members may then reassign the "nonqualifiers' " animals to avoid potential "animal advantages" due to family ownership or other previous association.

YOUTH LIVESTOCK AUCTION

1. Each 4-H/FFA member in good standing may sell two market animals of different species. If an animal is not shown in a conformation class in the youth division, it may not sell through the auction. Each Livestock Sale participant and parent shall sign a "Coffey County Fair 4-H Livestock Premium Auction Agreement" form before they will be allowed to sell.

2. All animals must be dry, clean and free of excess mud and debris with lambs being shorn having no more than 1/4" of fleece PRIOR to being weighed.

3. Minimum weights **at fair check-in** to qualify for the sale are:

Beef	1000 lbs
2nd Yr Bucket Calves	1000 lbs
Sheep	95 lbs
Swine	220 lbs
Goats	50 lbs

Market animals not meeting the minimum sale weight designated for their species at county fair weigh in, will automatically be entered into and shown in a single "Lightweight / Prospect Class" for that species. Animals in this class WILL NOT be eligible to compete in neither the Coffey County Born market class or final drive for selection of respective specie's Grand and Reserve Grand Champion market animal

4. Youth Exhibitors must be the bona fide owner of the animals they sell through the 4-H Auction.

5. EVERY MARKET animal entered in the fair MUST have a "Destination Designation" card filled out for them. "Destination Designation" cards are to be turned into Extension staff no later than 1 hour after the conclusion of the respective species show. No changes to the "Destination Designation" cards will be accepted after 5pm. **NO** animal will be listed

in the sale bill without a “Destination Designation” card being filled out! There will be poster size examples of the various ways these cards are to be filled out depending on what is to happen to the animal. These will be posted around the announcer stand area throughout the various shows.

6. Only changes to locker designation for a particular animal can be made to “Destination Designation” cards and must be finalized in writing and given to the designated individual within 30 minutes of the conclusion of the sale.

No changes will be made to the destination cards except for locker locations.

7. Sale Order will begin with the sale of the Grand Champion and Reserve Grand Champion of each species followed by Beef then Sheep or Goats, finishing with Swine. Sale order within specie will be according to show ribbon placings starting with blues, then reds, then whites

8. Exhibitors MUST sell their own animals in the livestock sale. Any issue regarding the showing/selling of an animal by the exhibitor/seller must be brought to the attention of the Fair Board prior to the fair for resolve.

9. Any animal sold through the premium sale MAY NOT be shown again in any other fair or exhibition.

10. Any complaint or dispute pertaining to the Youth Livestock Auction shall be given to the Fair Board Sale Committee which will be responsible for addressing and resolving issues of the auction.

11. The Coffey County Extension Council in cooperation with the Coffey County Fair Association recognizes participation in a 4-H project premium auction as a privilege for youth active in their community club and the 4-H program. Therefore a 4-Her MUST attend and participate in at least 6 Community Club Meetings held from the start of the 4-H year, October 1, until the July County Fair pre-registration deadline date designated by the Extension Office as a requirement to sell a project animal or item in the 4-H Livestock Premium Auction or any other project auction held in conjunction with the Coffey County Fair. Verification of attendance will be determined by the respective clubs Secretarial “Roll Call” attendance record of which a copy is to be turned in to the Extension Office no later than the designated County Fair pre-registration deadline. The submitted Secretary’s attendance record shall also contain an original signature of the respective club’s Community Leader of record verifying the report is accurate and correct. 4-Her’s not meeting the 6

meeting attendance requirement may still exhibit at the Coffey County fair for ribbon premium but will not be allowed to participate in any project auction held under the direction of the Coffey County Fair Association.

12. Open class exhibited animals are not allowed to be sold at the 4-H/FFA Premium Livestock Sale on Sunday.

SECTION I- 4-H / FFA BEEF
See General Rules P. 8-11 & 45-48

Division A- Angus

Division B- Braunvieh

Division C- Charolais

Division D- Chianina

Division E- Gelbvieh

Division F- Hereford

Division G- Limousin

Division H- Maine Anjou

Division I- Simmental

Division J- Shorthorn

Division K- Crossbred

1. In both market and breeding classes, breed “Composites” will be shown within either their own “base parent” breed or as a crossbred as designated and recorded at initial weigh-in i.e. “Maintainer” will be in the Maine Anjou class, Shorthorn Plus will be in the Shorthorn class etc.

2. The Kansas Department of Agriculture Division of Animal Health (KDAH) requires no tests on cattle and bison of Kansas origin. Cattle determined by exhibition staff to have lesions of ringworm, warts or infested with mange will not be permitted to show.

3. In the interest of livestock exhibitor safety:

a) In order to exhibit and compete for awards, all beef cattle MUST be halter broke to lead and demonstrate at all times throughout the entire duration of the fair, the ability to be safely controlled.

b) Throughout the weigh-in process, ALL beef cattle MUST be reasonably controlled by the 4-H exhibitor. Family, 4-H member and weigh-in committee assistance is permissible and encouraged during this process. If an animal obviously cannot be safely controlled by the exhibitor with assistance and is posing a safety hazard for other exhibitors and the general public, it may be asked to leave the fairgrounds.

c) During competition anytime while in the show ring, if a calf should become disruptive and

obviously overcomes exhibitor's control three times, the animal will be promptly dismissed from the show ring and any further competition. The dismissed animal will be awarded at minimum a white ribbon. If dismissal is during selection for class champion or grand Champion, the animal will retain their previously awarded status but will be immediately dismissed without further consideration. This rule will not apply to an exhibitor who loses control of their animal as a result of another's calf becoming uncontrollable or any other unforeseen outside influences.

4. Regardless of dismissal from a confirmation evaluation, the animal will remain eligible to go through the premium sale. However, should the need arise later, that animal could be asked to leave the fairgrounds prior to the sale and not be allowed to sell if control and safety issues remain a concern. Determinations will be made by the combined consensus of Extension agent(s) present, the beef superintendent, and beef show committee member(s) selected by the beef show superintendent as posted.

5. Breed "Divisions" listed will be determined at initial species weigh-ins. Any breed represented at initial species weigh-in will be recognized in the fairbook and shown in its specific breed class at the county fair

6. Breeding Beef will be shown by breed and split by age within the breed classes as listed.

7. On the night of Demolition Derby only, Beef exhibitors wishing to move their cattle out of the barns early may do so between 6:00 p.m. and 7:00 p.m. but MUST have them in place in tie out areas BEFORE the derby begins. No movement out of the barn will be allowed after the derby starts until its completion.

Class

101. Sr. Showmanship (14-18)

102. Int. Showmanship (10-13)

103. Jr. Showmanship (7-9)

104. Market Beef

105. Lightweight / Prospect Class (animals must weigh less than the minimum designated county fair sale weight AND have been tagged with a county fair, KSF/KJLS EID eartag prior to county fair entry deadline in accordance with appropriate established deadlines).

The Champion and Reserve Champion of each division are eligible to compete for Grand Champion and Reserve Grand Champion Market Beef.

106. Beef Rate of Gain. Market beef and Second year Bucket Calves weighed at the March Beef Weigh- in are eligible to compete. (Need to fill out an entry card)
 107. Coffey County Born Market Beef - (Limit of one entry per exhibitor)
 108. Heifer calves born between September 1 of previous yr, and April 30 of current year
 109. Summer yearling heifer, born between May 1, and August 31, of previous year.
 110. Junior yearling heifer, born between January 1 and April 30 of previous year
 111. Senior yearling Heifer, born between September 1, and December 31, 2021.
 112. 2-year-old and older cows.
 113. Cow/calf pair
 114. Coffey County Born Breeding Heifer (Limit of one entry per exhibitor)
- Champion Heifer will be selected from the first and second place heifers in the preceding classes The Champion Heifer and first place in the cow classes (if blue ribbon quality) will compete for the designation of “Supreme Breeding Beef”.

SECTION 1A- 4-H BUCKET CALF

The Bucket Calf project is intended to allow younger 4-Her's to participate in the Beef/ Dairy cattle projects in a safer manner with a smaller and/or more manageable animal. Main objective of this particular project and associated fair classes is to place the major competitive emphasis on the educational aspect and learning experience and de-emphasize the aspect of exhibiting.

Division A- First Year Bucket Calf

Division B- Second Year Bucket Calf

1. Division A- First Year Bucket Calf
 - 1a. Must be born after January 1st of the current year.
 - 1b. Must be tagged at the designated Coffey County tagging day.
 - 1c. Not eligible to sell in the premium livestock auction.
2. Division B- Second Year Bucket Calf
 - 2a. Same exhibitor must have shown calf the previous year at the county fair as a 4-H Bucket Calf.
 - 2b. Must be identified and weighed at the Coffey County Spring Beef Weigh-in.
 - 2c. Steers or Heifers to be sold as “market animals” only will be eligible to sell in the County Fair Premium Livestock Auction if they meet the market beef requirements to

sell. (i.e. initial weigh-in, minimum weight.)
Heifers sold through the fair sale may not return in subsequent years as breeding animals.

3. 4-H members enrolled in the Bucket Calf project may show both a first and second year bucket calf in the same year. Calves designated as a “market animal” and meeting auction minimum weight shown in the second year bucket calf class may also be shown in the “Coffey County Born” Market Beef class, but not in any other beef section class.

4. Steers and Heifers entered in the bucket calf section will show together in their respective age divisions.

5. Exhibitors must be 7-12 years old to show in either division of the Bucket Calf Section. Minimum requirement for consideration of any bucket calf division award is that a live, properly tagged, ID’ed and entered bucket calf must be exhibited. In the case of calf death and inability to exhibit a live calf, an educational notebook may be entered as the exhibit. The 4-H’er may participate in the interview and testing process without consideration for the bucket calf exhibit award.

6. First and Second year Bucket calves should be evaluated and ribbons awarded based on the following criteria:

A) 40% Knowledge of project (i.e questions covering general health, care, feeding, costs, anatomy)

B) 20% Judges interview

C) 20% Showmanship and grooming of the calf.

D) 20% Quality and condition of the calf itself

Classes:

151. 7-8 year old exhibitor

152. 9-10 year old exhibitor

153. 11-12 year old exhibitor

SECTION 2- 4-H / FFA DAIRY

See General Rules P. 8-11

Division A – Nubian Dairy Goat

Division B- AOB Dairy Goat

The Kansas Department of Agriculture Division of Animal Health (KDAH) requires no tests on cattle and bison of Kansas origin. Cattle determined by exhibition staff to have lesions of ringworm, warts or infested with mange will not be permitted to show.

Classes:

201G . Sr. Dairy Goat Showmanship (14-18)

201C. Sr. Dairy Cow Showmanship (14-18)

202G. Int Dairy Goat Showmanship (10-13)

202C. Int. Dairy Cow Showmanship (10-13)

- 203G. Jr. Dairy Goat Showmanship (7-9)
 - 203 C. Jr. Dairy Cow Showmanship (7-9)
 - 204. Intermediate Calf dropped after Sept. 2022
 - 205. Yearling dropped Sept. 2021- Aug. 2022
 - 206. 2 yr. old Sept. 1, 2020- Aug. 31, 2021
 - 207. 3 yr. old and older dry cow
 - 208. 3 yr. old cow – currently milking.
 - 209. 4 yr. old and older cow – currently milking
 - 210. Dairy goat nannie– Currently Milking
 - 211. Dairy goat nannie - Non-lactating
- (Dairy goats may not enter meat goat classes)

SECTION 3- 4-H / FFA SWINE

See General Rules P.8-11 & 45-48

Division A- Berkshire

Division B- Chester White

Division C- Duroc

Division D- Hampshire

Division E- Hereford

Division F– Poland China

Division G: Spot

Division H: Yorkshire

Division I- Crossbred

1. Swine originating in Kansas must meet the general requirements. Kansas has obtained Stage V status in the National Pseudorabies Program, and the state is classified free of Swine Brucellosis. Negative Pseudorabies and Brucellosis tests are not required for Kansas origin swine.
2. The use of registration papers will be required to verify individual animals “authenticity of breed” IF brought into question by written protest. Therefore, the only way to “guarantee” an animal showing in a specific breed class is if that animal has registration papers issued to the exhibitor family by the date of county fair pre-entry should questions arise. Otherwise the animal will be shown as a crossbred.

Classes:

- 301. Sr. Showmanship (14-18)
- 302. Int. Showmanship (10-13)
- 303. Jr. Showmanship (7-9)
- 304. Market Gilts (farrowed after December 1)
- 305. Market Barrows (farrowed after December 1)
Champion and Reserve Champion gilt and barrow of breeds will compete for Grand Champion Market pig.
- 306. Lightweight / Prospect Class (animals must weigh less than the minimum designated county fair sale weight AND have been tagged with a county fair, KSF/KJLS EID eartag prior to county fair entry

deadline in accordance with appropriate established deadlines).

307. Swine Rate of Gain. Pigs weighed at Coffey County Spring weigh-in are eligible to compete for swine rate of gain.

308. Coffey County Born Market Hog (Limit of one entry per exhibitor)

309. Breeding Gilt (Farrowed after December 1)

310. Coffey County Born Breeding Gilt (Limit One entry per exhibitor)

SECTION 4- 4-H / FFA SHEEP
See General Rules p. 8-11 & 45-48

Division A- Hampshire

Division B- Dorset

Division C- Hair Sheep

Division D - Speckle Face

Division E- Crossbred

Division F - AOB

In addition to the general health requirements, all sheep shall;

- Be free of any signs of sore mouth
- Be free of signs of active fungal (ringworm) infection, including club lamb fungus
- Be identified with an official USDA premises identification tag. Lambs under eight weeks of age accompanying their dams are exempt from tagging requirements.

Classes:

401. Sr. Showmanship (14-18)

402. Int. Showmanship (10-13)

403. Jr. Showmanship (7-9)

404. Market lamb, born after January 1

405. Lightweight / Prospect Class (animals must weigh less than the minimum designated county fair sale weight AND have been tagged with a county fair, KSF/KJLS EID eartag prior to county fair entry deadline in accordance with appropriate established deadlines).

406. Sheep Rate of Gain. All market lambs weighed in at Coffey County Spring Prospect Show are eligible to compete.

407. Coffey County Born Market Sheep (Limit of one entry per exhibitor)

408. Ewe lambs born after January 1 current year

409. Yearling ewes.

410. 2-year-old and older ewes

First and second place winners of blue ribbon quality will be eligible to compete for Grand and Reserve Champion for each breed.

411. Coffey County Born Breeding Ewe (Limit One Entry Per Exhibitor)

SECTION 5- 4-H / FFA MEAT GOAT

See General Rules P. 8-11 & 45-48

In addition to the general health requirements, all goats shall: Be free of any signs of sore mouth; Be free of signs of lesions of ringworm, warts or infestation of mange; Be identified with a registered tattoo or an official USDA premises identification tag.

Kids under eight weeks of age accompanying their dams are exempt from identification requirements. Goats identified with registration tattoos must have registration papers for these animals available for inspection if requested.

1. Minimum of 50 pounds. Large classes broken by weight.
2. Goats should be checked for clinical signs of disease.
3. Must have milk teeth only. No breaking of gum line or eruption of two permanent front teeth. May be mouthed at weigh- in
4. Show with or without horns. If horned, must be blunted or tipped.
5. Show with collar, chain, or hand under the jaw. Bracing WILL BE allowed but all 4 of the goat's feet MUST be contacting the ground during examination by the judge.
6. Exhibited with clean hair coat. If shorn, should be a maximum of 3/8" hair length
7. Meat goats may not enter Dairy Goat classes.

Division A- Boer (75%)

Division B- Spanish

Division C- Kiko

Division D- Crossbred

Class

501. Senior Showmanship (14-18)

502. Intermediate Showmanship (10-13)

503. Junior Showmanship (7-9)

504. Market Meat Goat

505. Lightweight / Prospect Class (animals must weigh less than the minimum designated county fair sale weight AND have been tagged with a county fair, KSF/KJLS EID eartag prior to county fair entry deadline in accordance with appropriate established deadlines).

506. Meat Goat Rate of Gain . Meat goats weighed at Coffey County Spring weigh-in are eligible to compete for meat goat rate of gain (Need to fill out entry card)

- 507. Coffey County Born Market Goat (limit of one entry per exhibitor)
- 508. Doe kids born after January 1, current year
- 509. Yearling does
- 510. 2 year old and older does
- 511: Coffey County Born Breeding Doe (limit one entry per exhibitor)

SECTION 6 - 4-H / FFA HORSE

Division A - Stock Type Horses

Division B - Non-Stock

Division C - Ponies

Horses will be entered and judged according to type (i.e. STOCK TYPE includes but is not limited to Quarter Horse, Paint, Palomino, Buckskin, Appaloosa. NON-STOCK TYPE: Arabian, Morgan, Thoroughbred, American Saddlebred, Tennessee Walker. PONIES are horses (less than 56") If 3 or more individuals of a breed are entered, a separate breed class will be made.

1. Base date for computing the age of horses shall be January 1 of the year it was born.
2. Kansas 4-H Horse Show Rules will be in effect. Class descriptions and guidelines can be found in the 4-H Horse Shows and Events Handbook available at the Extension Office.
3. All 4-H horses must have a Kansas 4-H Horse ID form including picture, filled out and turned into the Extension Office by May 1st
4. Horses must be pre-registered in classes entered at Co Fair animal pre-entry deadline.
5. NO Stallions over one year of age allowed on the Show grounds
6. All exhibitors should dress themselves in good working attire representative of that worn by horsemen and horsewomen in the respective classes. Long pants and long-sleeved shirt or blouse, western hat and western boots must be worn in western classes. NO CAPS. Gloves, ties, jackets spurs and chaps are optional.
7. Entrants participate and horses entered at the individual's / owner's own risk.
8. Horses shall meet the current general requirements as set forth by the KDA Division of Animal Health. A negative test for equine infectious anemia (Coggins Test) within 12 months prior to exhibit is encouraged and should be considered, but is not required by KDAH and therefore is not required to exhibit at the Coffey County Fair.
9. Horseless Horse project members that have been working with another individual's horse and have properly IDed that horse may compete in the

showmanship and riding classes. They may not enter the halter conformation classes.

10. FFA members may participate in the youth horse show at the Coffey County Fair (but not Kansas State Fair). FFA members must have a Kansas 4-H Horse ID form including picture, filled out and turned into the Extension Office by June 1st.

SHOWMANSHIP

Class

- 601. Sr. Showmanship (14-18)
- 602. Int. Showmanship (10-13)
- 603. Jr. Showmanship (7-9)

HALTER CLASSES

Horses are entered and judged according to type

Class Horses

- 604. Horse Colt foaled in current year
- 605. 1-2 yr old geldings
- 606. 3 years and older geldings
- 607. Filly foaled in current year
- 608. 1-2 yr old fillies
- 609. 3 years and older mares

Ponies 56" and Less

Class

- 610. Horse Colt foaled in current year
- 611. 1-2 yr old geldings
- 612. 3 years and older geldings
- 613. Filly foaled in current year
- 614. 1-2 yr old fillies
- 615. 3 years and older mares

PERFORMANCE CLASSES

Class

- 616. Walk Trot Pleasure (10-18)
- 617. Walk Trot Pleasure (7-9)
(May enter walk-trot OR pleasure but NOT BOTH)
- 618. Western Pleasure (14-18)
- 619. Western Pleasure (10-13)
- 620. Western Pleasure (7-9)
- 621. Ranch Horse Pleasure (14-18)
- 622. Ranch Horse Pleasure (10-13)
- 623. Ranch Horse Pleasure (7-9)
(May enter Ranch Horse Pleasure OR Western Pleasure but NOT BOTH)
- 624. Pony Pleasure - All ages
- 625. Western Horsemanship (14-18)
- 626. Western Horsemanship (10-13)
- 627. Western Horsemanship (7-9)
- 628. Trail (14-18)
- 629. Trail (10-13)
- 630. Trail (7-9)
- 631. Ranch Riding (14-18)
- 632. Ranch Riding (10-13)

633. Ranch Riding (7-9)

634. Reining (14-18)

635. Reining (10-13)

636. Reining (7-9)

(May enter Ranch riding OR Reining but NOT BOTH)

637. Pole Bending (14-18)

638. Pole Bending (10-13)

639. Pole Bending (7-9)

640. Barrel Race (14-18)

641. Barrel Race (10-13)

642. Barrel Race (7-9)

643. Flag Race (14-18)

644. Flag Race (10-13)

645. Flag Race (7-9)

SECTION 7 – 4-H DOGS, CATS, & HAND PETS

1. 4-H'er must be currently enrolled in any or all of the above projects.
2. Animals must be on a leash, a closed kennel, fish in bowls, birds in a cage or other safe carriers.
3. Animals must have been cared for by the exhibitor for at least 4 months prior to the fair.
4. Animals will be brought only during show time and removed from the exhibit area afterwards.
5. Animals will be judged on thriftiness, clean and presentable and disposition. Also the creativity of the exhibitor.
6. Open class entries are also eligible in this section but they need an open class number and are judged separately from 4-H.

Dogs

1. Dogs must have proof of current Rabies, Bordetella, Distemper, Hepatitis, Parvo, Parainfluenza, which must be presented on the day of show to be eligible to compete. The rabies vaccination must be administered by a licensed veterinarian. All vaccinations must be current. Dogs must be at least 6 months of age at the time of show.
2. Any abuse of animals on grounds or in the ring will result in disqualification.
3. A well-fitting collar of leather, chain, or fabric is to be used for obedience and Rally Obedience; for Agility, a buckle or snap collar; for Showmanship, a show lead that serves as both collar and lead or a fine link chain collar, a "snake" chain or a fabric slip collar with a narrow, lightweight fabric or leather lead. No spiked, pinch, special training collars, and hanging objects from collars are allowed.

4. Any dog fouling the ring will receive a white ribbon. Owners should collect all dog waste in plastic bags and put it in the trash.
5. Baiting dogs is not allowed.
6. No mobile phones and/or other electronic devices are allowed in the ring
7. No dog in season will be allowed to show.
8. State 4-H Immunization Cards must be presented except in Open Class.

Classes:

701. Showmanship
702. Rally 1: On Lead
- 703: Rally 2: Off Lead
- 704: Rally 3: Off Lead- Advanced
705. Puppy (1 year or under)
706. Pre novice
707. Novice
708. Graduate Novice

Cats

1. Bring dated vet certificates to check in. RECOMMENDED VACCINATION SCHEDULE: Rabies – 4-6 months (Mandatory for show) Current Animal booster. Cat Distemper and Upper Respiratory Disease – 8 weeks – vaccination – current animal booster. 12 weeks – booster (Strongly recommended for show) No kittens 4 months of age or younger nor nursing queens will be allowed to show due to the health and safety of your cat and the other cats at the show.
2. You will be showing at your OWN RISK. It is DANGEROUS to bring your cat into a group of cats such as the cat show because they can very easily be exposed to fatal diseases.
3. No more than two entries per person.

709. Cat Entry

Hand Pets/ Aquarium

(One entry per species)

710. Hand Pet/Aquarium Entry

SECTION 8 – 4-H / FFA POULTRY

See General Rules P. 11-12

Division A - Poultry

1. *All poultry except waterfowl exhibited are required to show proof of being P-T clean by one of the following:*

- Originate from a certified U.S. Pullorum-Typhoid clean flock

-Test negative at check-in of the county fair when the county has been designated by KDA-DAH for surveillance. Routine surveillance testing will be

performed for each county fair a minimum of once every 5 years. Coffey County will not be required to test until 2025

2. All poultry must be in possession of the exhibitor by May 1.
3. All birds to be exhibited as well as poultry showmanship must be pre-entered by the deadline set forth by the Coffey County Extension Office.
4. Exhibitors are to provide their own bedding, feed and care for their birds for the duration of the fair. Bedding is to ONLY be WHITE PINE SHAVINGS and IS NOT to be stored in the barn at all. No feed is to be stored in the barn unless kept in a covered plastic tote-type container.
5. All 4-Hers must be present to carry their animal to the show table in Showmanship classes. Unforeseen circumstances will be dealt with on a case by case basis.
6. All 4-Hers are responsible for cleaning cages, watering & feeding their birds at least daily to help contribute toward the club herdsmanship trophy effort.
7. To exhibit poultry at the Kansas State Fair birds must receive a blue ribbon at the County Fair. Not all classes at the County Fair are offered at the Kansas State Fair so be sure to check the official Kansas State Fair rule book for a listing of classes. At the conclusion of the Coffey County Fair, leg bands will be removed from all poultry prior to leaving the Fairgrounds, with the exception of birds going to exhibit at the Kansas State Fair where leg bands are required.
8. Maximum of 3 entries per class for classes 804 thru 811, 819, 820
9. Maximum of 1 entry per class for 812 thru 818, 821 thru 828. These are limited because of size and barn floor space
10. Maximum number of entries per exhibitor is 12 birds total
11. All eggs laid during the week by birds on exhibition will be the property of the association and will be sold and the proceeds will be given to 4-H Council and earmarked for use for the Poultry Judging Team.
12. All judging will be by comparison according to rules of the American Poultry Standard of Perfection.

Class

801. Senior Showmanship (14-18)
802. Intermediate Showmanship (10-13)
803. Junior Showmanship (7-9)

- 804. Standard Breeds – Large Fowl - One young bird, pullet
- 805. Standard breeds – Large Fowl – One young bird, cockerel
- 806. Standard Breeds – Large Fowl - One old bird, hen
- 807. Standard breeds – Large Fowl – One old bird, cock
- 808. Standard Breeds – Bantams – One young bird, pullet
- 809. Standard Breeds – Bantams – One young bird, cockerel
- 810. Standard Breeds – Bantams – One old bird, hen
- 811. Standard Breeds – Bantams – One old bird, cock
- 812. Production Pullets - Pen, 3 Standard breed, Crossbred or Strain cross pullets to be judged on egg production qualities only.
- 813. Production Hens – Pen, 3 Standard breed, Crossbred or Strain cross hens to be judged on egg production, qualities only.
- 814. Dual Purpose pullets – Pen, 3 Such as Rhode Island Reds, New Hampshire, Plymouth Rocks, etc.
- 815. Dual Purpose Hens – Pen, 3 Such as Rhode Island Reds, New Hampshire, Plymouth Rocks, etc.
- 816. Meat-type Chickens-Pen, 3 Standard bred, crossbred, or strain cross birds of the same sex to be judged on meat production qualities only.
- 817. Turkeys, all breeds – 1 bird, hen
- 818. Turkeys, all breeds - 1 bird, Tom.
- 819. Ducks, Call or Bantam, all breeds – 1 bird, hen
- 820. Ducks, Call or Bantam, all breeds – 1 bird, drake
- 821. Geese, specify breeds – 1 bird, goose
- 822. Geese, specify breeds – 1 bird, gander
- 823. Peacocks, 1 bird, peahen
- 824. Peacocks, 1 bird. peacock
- 825. Novelty

Division B - Eggs

Class

- 826. Dozen White eggs
- 827. Dozen Brown eggs
- 828. Dozen Blue or green eggs

SECTION 8A - Pigeons

Class

- 829. Senior Showmanship (14-18)
- 830. Intermediate Showmanship (10-13)
- 831. Junior Showmanship (7-9)
- 832. Pigeons (identify breed on entry card)

SECTION 9- 4-H / FFA RABBITS

Division A American

Division B- Californian

Division C- Champagne D/Argent

Division D- Mini Satin

Division E - New Zealand

Division F-Havana

Division G- Holland Lop

Division H- Silver Fox

Division I- All Other Breeds (AOB)

1. All rabbits shown must be owned and in the possession of the owner by May 1 of the current year.
2. All rabbits, fur classes and showmanship must be pre- entered by the deadline, set forth by the Coffey County Extension Office.
3. Each rabbit is to be legibly and permanently tattooed in its left ear for identification. Tattoos must be in the rabbit's ear by the June 1 designation deadline. Tattoo number is on the entry card, and will be verified upon check-in the first Wednesday of the fair.
4. All rabbits will be divided into age classes; junior, 3-6 months; Intermediate, 6-8 months and senior. Show order will begin
5. Only three entries per class, per breed, per variety may be shown. (Example: May show three Junior New Zealand White does, three junior New Zealand Red does, and three junior New Zealand Black does.)
6. There must be **3 rabbits of a particular breed** (including those listed above) pre-entered in order to create a breed Division for the show. Otherwise rabbits will be shown together in the AOB Division and judged according to their breed standard as listed in the ARBA "Standard of Perfection."
7. There must be **3 rabbits of a particular variety** within a given breed pre-entered in order to create a particular variety split within a breed class.
8. All 4-Hers must be present to carry their animal to the show table in Showmanship classes. Unforeseen circumstances will be dealt with on a case by case basis.
9. All 4-Hers are responsible for cleaning cages, watering & feeding their rabbits at least daily to help contribute toward the club herdsmanship trophy effort.
10. Fur classes will be divided as necessary.
11. Fur entries must be made from rabbits that are entered in the regular breed classes.
12. Exhibitors are to provide their own bedding, feed and care for the rabbits during the fair.

Class

- 901. Showmanship 7-8 Year old Exhibitor
- 902. Showmanship 9 -11 Year old Exhibitor
- 903. Showmanship 12 – 14 Year old Exhibitor
- 904. Showmanship 15 – 18 Year old Exhibitor
- 905. Junior buck – Under 6 months of age.
- 906. Intermediate Buck 6-8 months (only breeds of American, Angora Giant, California, Champagne, Checkered Giant, American Chinchilla, Giant Chinchilla, Flemish Giant, English Lop, French Lop, New Zealand, Cinnamon, Palomino, Satin, Silver Fox, Beveren, Crème D’Argent, Blanc de Hotot).
- 907. Senior Buck- 6 months and over. (see breeds from class 906.)
- 908. Junior doe – under 6 months of age.
- 909. Intermediate doe 6-8 (see breeds from class 906)
- 910. Senior doe – 6 months of age and oversee breeds from class 906).
- 911. All Crossbred Rabbits. (Not State Fair Eligible)
- 912. Meat pen – Three rabbits, all one breed and variety, minimum weight, 3 pounds each’ maximum weight 5 pounds each. Will be judged on the meat qualities, condition, and uniformity. (Not over 70 days of age)

Fur Classes

- 913. Normal white fur
- 914. White Satin fur
- 915. White Rex fur
- 916. White wool
- 917. Normal colored fur
- 918. Colored Satin fur
- 919. Colored Rex Fur
- 920. Colored wool

SECTION 10 – 4-H CLOTHING

**Judging will be July 15, 2023 (see schedule) at the 4-H Building
Pre-entry is required.**

Division A -Clothing Construction

1. Read General Rules and June 4-H newsletter.
2. **All work must be the product of the current 4-H year.**
3. Articles, garments, outfits may have been used/worn but should be carefully laundered or cleaned before being exhibited.
4. Exhibitors may enter up to 5 articles/ garments entries. (if top & bottoms are to be worn together, it is considered 1 article/garment.) All garments must be left with script and picture for display after judging. **All items should be hung on a swivel or wire hanger.**

5. Identification Label: A) Type or print on 3" x 2 1/2" piece of cloth: Class Number, County, and Exhibitor Name. B) Use a safety pin to attach the label to the garment (back of neck, center back of waistband, or left end of apron band). Label each piece. **If selected for the State Fair, labels will need to be sewn into the garment.**

6. Pre-cut kits are acceptable in all clothing classes/ all articles/garments must be finished for use.

7. The exhibitor is encouraged to attach an index card or photo, no larger than "4x6" with the entry form to give the judge any information which the exhibitor thinks would be helpful for the judge to know.

8. Since care labels are not always available, NO care label will be required; however, 4 H members should know how to care for fabrics they purchase.

9. Educational exhibit classes. Share with others what you learned in this project. Exhibits may be in the form of a poster, notebook or display. Follow copyright laws. If the exhibit is a poster, it must not be larger than 22" x 28". If the exhibit is a display, the maximum size is a 2'3' tri-fold display board. Name and county must be clearly marked on educational exhibits.

10. Recycled Clothing Project – An item made of at least 50% recycled material (recycled means reusing an existing item in a new way). Could be remaking/redesigning a garment, repurposing a clothing item for a new use, etc. Must include sewing of some kind. An index card (no larger than 4"x6") MUST accompany entry describing the recycled materials and how they were used in the item.

Clothing Classes

Class 1001: An article, garment, or outfit constructed by a 7-9 year old exhibitor.

Class 1002: Educational exhibit prepared by a 7-9 year old exhibitor

Class 1003: Recycled Clothing Project by a 7-9 year old exhibitor

Class 1004: An article, garment, or outfit constructed by a 10-13 year old exhibitor

Class 1005: Educational exhibit prepared by a 10-13 year old exhibitor

Class 1006: Recycled Clothing Project by a 10-13 year old exhibitor

Class 1007: An article, garment, or outfit constructed by a 14-18 year old exhibitor

Class 1008: Educational exhibit prepared by a 14-18 year old exhibitor

Class 1009: Recycled Clothing Project by a 14-18 year old exhibitor

Western Heritage Clothing Construction (See Section 26)

Division B - Clothing Construction Revue

Judging will be Saturday, July 15, 2023 at the 4-H Building. See schedule.

Only two garments may be styled per revue.

All garments must be products of the current 4-H year.

This year we will again display all constructed entries at the fair. All garments must be left with script and picture for display after judging. All items should be hung on a swivel or wire hanger. This needs to be included with your outfit on a hanger in a clear bag (available at the event). **Please bring TWO COPIES of your script!** If a participant has been selected for Parade of Purples they will be able to get their outfit Friday evening **from 3p-5p. You must pick up outfits prior to the parade as the 4-H Building will be LOCKED during the parade.** Ribbons will **not** be handed out on the day of the revue.

Please bring TWO COPIES of your information sheet. The new sheet can be found on the Coffey.ksu.edu/4-H website. All outfits to be modeled require a new information sheet and script. The description should be 4-6 sentences in length and written just as you would like it to be read during the event. It should include the members name and 4-H club in the first sentence. Some descriptors may include: Fabric, colors, patterns, where you will wear the outfit, what you like best, etc. Feel free to include hobbies and other info about yourself.

Purples are eligible to participate in the “Parade of Purples” which will be held outside of Kelley Hall after the parade. The champions will be announced at that time. Those not receiving purples are welcome to participate in the fashion show held in conjunction with the parade of purples.

Clothing Construction Modeling Classes:

An article, garment, or outfit, modeled

Class 1010: 7-9 year old exhibitor

Class 1011: 10-13 year old exhibitor

Class 1012: 14-18 year old exhibitor

CLOTHING BUYMANSHIP

Judging will be Saturday, July 15th, at the 4-H Building. (See Schedule)

Each 4-Her may only model two garments per revue. **All garments must be the product of the current 4-H year.**

Purples are eligible to participate in the “Parade of Purples” which will be held outside of Kelley Hall after the parade. The champions will be announced at that time. Those not receiving purples are welcome to participate in the fashion show held in conjunction with the parade of purples.

This year we will again display all the Buymanship outfits at the fair. You must include the script with a picture for display. This needs to be included with your outfit on a hanger in a clear bag (available at the event). **Please bring TWO COPIES of your information sheet. The new sheet can be found on the Coffey.ksu.edu/4-H website.** If a participant has been selected for Parade of Purples they will be able to get their outfit Friday afternoon from 3p-5p. **You must pick up outfits prior to the parade as the 4-H Building will be LOCKED during the parade.** Ribbons will **not** be handed out on the day of the revue.

All outfits to be modeled require a description card or “script” the day of the event. The description should be 4-6 sentences in length and written just as you would like it to be read during the event. It should include the members name and 4-H club in the first sentence. Some descriptors may include: Fabric, colors, patterns, where you will wear the outfit, what you like best, etc. Feel free to include hobbies and other info about yourself.

Attach an 8 ½ x 11 sheet of paper (preferably unfolded in a clear plastic page protector), using string to hang it on the hanger. Include also, cost, fiber content, care instructions, and accessories to be worn with the outfit. Include a picture of the 4-H member in the outfit.

Buymanship Classes:

Casual dress- Simple dress, jeans, blouses, & skirts purchased.

Class 1013: 7-9 year old

Class 1014: 10-13 year old

Class 1015: 14- 18 year old

Sportswear purchased.

Class 1016: 7-9 year old

Class 1017: 10-13 year old

Class 1018: 14-18 year old

Business professional attire purchased.

Class 1019: 7-9 year old

Class 1020: 10-13 year old

Class 1021: 14-18 year old

Formals or party dresses purchased.

Class 1022: 7- 9 year old

Class 1023: 10-13 year old

Class 1024: 14-18 year old

Western Heritage (See Section 26)

Boys Buymanship: *Same rules as Girls Buymanship.*

Dress for school, either indoor or outdoor wear (shirts, jeans, no ties or sweaters) purchased.

Class 1025: 7-9 year old

Class 1026: 10-13 year old

Class 1027: 14-18 year old

Casual Dress (jeans, slacks, shirts, sweaters, ties) purchased.

Class 1028: 7-9 years old

Class 1029: 10-13 years old

Class 1030: 14-18 years old

Sport outfit (jacket and slacks need not match, sweater, shirt) purchased.

Class 1031: 7-9 year old

Class 1032: 10-13 year old

Class 1033: 14-18 year old

Best dress Suit (matching jacket and trousers, 2 or 3 piece) purchased.

Class 1034: 7-9 year old

Class 1035: 10-13 year old

Class 1036: 14-18 year old

Western Heritage (See Section 26)

SECTION 11 – 4-H / FFA CROPS

Division A- Corn

(10 ear exhibit, variety must be named)

Class

1101. - White

1102. - Yellow

1103. - Popcorn (Misc gallon jar class at State Fair)

1104 - Corn Grain: Exhibit to consist of one gallon sample of seed

Division B- Sorghum

(10 head exhibit, variety must be named)

Class

1105. Hybrid Grain Sorghum

1106. Other Grain sorghum varieties (Misc gallon jar class at State Fair)

1107. Hybrid Forage Sorghum – entire plant, no roots

1108. Other varieties of Forage Sorghum- entire plants, no roots.

**Division C- Wheat
(one gallon sample)**

Class

1109. Soft red winter wheat. Variety or hybrid must be named.

1110- Hard red winter wheat. Variety or hybrid must be named.

1111- Hard white wheat. Variety or hybrid must be named.

Division D - Other Crops

1112- Oats: Exhibit to consist of one gallon sample. Variety must be named.

1113- Barley: Exhibit to consist of one gallon sample. Variety must be named.

1114- Alfalfa Seed: Exhibit to consist of one gallon sample. Variety must be named.

1115- Alfalfa Hay: Exhibit to consist of one flake or slice from a rectangular bale, or a 10 inch section cut from a round bale. The flake or slice should be approximately 6 inches in thickness and tied in two directions. Variety must be named.

1116- Native Grass Hay: 10 inch flake or slice, six inches thick and tied in two directions. Variety must be named.

1117- Cool Season Grass Hay: 10 inch flake or slice, six inches thick and tied in two directions. Variety must be named.

1118- Brome Grass Seed: Exhibit to consist of one gallon sample of seed

1119- Other Tame Grasses Seed: Exhibit to consist of one gallon sample of seed.

1120 - Soybeans Grain: Exhibit to consist of one gallon sample of seed from the most recent harvest. Variety must be named.

1121 - Soybeans: Bundle of five plants from the most recent harvest. Variety must be named.

1122- Miscellaneous Crops: Exhibit to consist of one gallon jar of seed or 10 heads produced from a current year project. Variety must be named

Division E - Sunflowers

1123- Confectionary heads: 3 heads must be submitted.

1124- Confectionary seeds in a jar: 1 gallon must be submitted.

1125- Oil seed heads: 3 heads must be submitted.

1126- Oil seeds in a jar: 1 gallon jars must be submitted.

Note: All classes calling for a gallon sample, wheat, oats, barley, corn, alfalfa, brome grass, soybean or

edible field bean, may have a 2½ - 3 inch diameter cylinder placed in a glass gallon container to reduce the amount of grain to about 3 quarts.

SECTION 12- 4-H EDUCATIONAL OR INFORMATIONAL

(Talks, Booths, Miscellaneous Forestry)

Division A- Demonstrations, Illustrated Talks & Project Talks: Friday, July 7th at 9:00 am 4-H Building and Kelley Hall.

Pre Entry Required

1. Demonstrations illustrated talks, or project talks may be given by a team or individual. *Teams are limited to two people at the Kansas State Fair, but are not limited at the County fair.*
2. A demonstration shows a step by step procedure, and explains why each step is essential to develop a particular skill or task. The Illustrated Talk incorporates the use of visual aids (posters, technology supplies, equipment, etc.) that describes the process of the topic being discussed. A project talk is informative, promotes a 4-H project and/or tells about your experiences in a 4-H project. Project talks are limited to 4-Her's ages 7-11.*
3. Length of talk: The presentation should be of sufficient length to cover the topic adequately, 3 minutes minimum and 20 minutes maximum.
4. Poetry or Prose should be a piece of literature either Dramatic, Interpretative, Humorous or other type of reading that follows the 4-H Code of Conduct (pieces should be edited for appropriate language and content if necessary). The participant may read from a script or have the piece memorized. The title and author of the selection should be noted within the presentation.
5. Maximum 2 presentations per member (total-any class).
6. Participants 4-H age 9 or above receiving a blue ribbon or high are qualified to present at the State Fair.

Demonstration/Illustrated Talks/Project Talks Classes:

Class 1201: Project Talks (Age 7-11)

Class 1202: Junior Division (Age 7-9)

Class 1203: Intermediate Division (Age 10-13)

Class 1204: Senior Division (Age 14-18)

Class 1205: Public Speaking (Age 14-18)

(Public Speaking doesn't qualify for the state fair)

Poetry/Prose Classes:

Class 1206: Junior Division (Age 7-9)

Class 1207: Intermediate Division (Age 10-13)

Class 1208: Senior Division (Age 14-18)

Division B – Booths, Banners

1. Only one booth or banner may be entered from each club. Individuals and project groups can make one entry into class 1209 for other booths and banners.
2. Each booth or banner is to illustrate or demonstrate some phase of 4-H Club work.
3. Exhibited material should be grown or made by club members from the current 4-H year.
4. Items must be labeled.
5. Booths should be card table size.
6. All banners must have “S” hooks at the top (one at each end) for hanging.
8. Banner dimensions are to be no less than 12 and no more than 16 square feet, with no sides less than 3 feet.
9. A label is to be attached to the front lower left-hand corner (as you face it) of the banner giving the name of the club, county and year. Letters should be 2” in height
10. Copyrighted materials are not allowed.

Booth and Banner Classes:

Class 1209: Club Booth

Class 1210: Club Banner

Class 1211: Other Booth/Banner

Division C- Miscellaneous Educational Exhibits

Exhibits may include notebooks or tri-fold displays not exceeding 3’x 4’ in size. One entry per class, unless otherwise noted. These exhibits may only be exhibited in other divisions that have special classes for displays and notebooks such as foods and shooting sports. For more information, check the Kansas State Fair handbook or the Extension office.

Exhibits will be judged on content, organization, appearance/craftsmanship, spelling/grammar, and creativity. Notebooks should include: introductory page with 4-Her’s basic information and information about the project/experience being documented. Other items to include: pictures with captions, journal entries, handouts or brochures, or anything else relevant to the exhibit. Points to emphasize in the exhibit: learning goals and objectives, why the project was relevant to the 4-Her, and pictures or other means of documenting the experience.

Project Record Books are not eligible.

For eligibility at the State Fair see State Fair Handbook in project area.

Classes:

1212. Secretary’s book

- 1213. Treasurer's book
- 1214. Reporter's book
- 1215. Historian book
- 1216. Junior Leader Book
- 1217. Citizenship
- 1218. Leadership
- 1219. Communications
- 1220. Reading
- 1221. Performing Arts
- 1222. Health & Wellness
- 1223. Family Studies
- 1224. Self-Determined
- 1225. Notebook or exhibit for any project not already in the fair book (limit 1 per exhibitor).

Division D - Shooting Sports

1. A member may make only one entry in this division.
2. Exhibits in this division are open to educational displays or promotional posters. Follow copyright laws as explained in the General Rules as you are preparing your exhibit. Take care to select durable materials to withstand State Fair conditions. Entries will prominently incorporate the 4-H Clover with KSRE branding and should include the Kansas 4-H Shooting Sports emblem. *Failure to do so will penalize entry one ribbon color at the Kansas State Fair.*
3. Shooting Sports Educational Display (must be directly related to the 4-H Shooting Sports Project.) Must be the standard tri-fold size: 3' wide and 4' tall. Failure to follow size limitations will penalize entry one ribbon color.
4. Shooting Sports Promotional Posters (must promote 4-H Shooting Sports project). Must be flat and no larger than 22"x 30". Content should not exceed display borders. Failure to follow size limitations will penalize entry one ribbon color.
5. *Notebooks should be in an 8 ½ x 11 inch 3 ring binder.*
6. Exhibitors must comply with state and federal laws and fair policies. No "live" ammunition containing propellant or explosive powders may be used in any display! An inert substitution must be used instead of powder and "live" ammunition. The substitution must be clearly described on the back of the poster, display or in a notebook.
7. Name, county, age and year in the project should be on the front of the poster, display or notebook.
8. Exhibits will not be accepted if they are related to reloads.
9. Displays will be judged on the following points:

Stopping Power (15)
Interest Holding Power (15)
4-H project Application (15)
Mechanical Power/Craftsmanship (5)
Personal Growth (25)
Educational Value (25)
Total Points: 100

Posters will be judged on the following points:

Stopping Power (30)
Interest, Holding Power (30)
4-H Project application (25)
Mechanical power/Craftsmanship (15)
Total (100)

Classes:

1226: Shooting Sports Educational Display-Must be directly related to the 4-H Shooting Sports Project (standard tri-fold boards only, no larger than 3'x4').

1227: Shooting Sports Promotional Poster- Must promote 4-H Shooting Sports (Flat poster no larger than 22"x30")

1228: Shooting Sports Target Exhibit; A – Archery; BB-BB Gun; AR- Air Rifle; SB- Small Bore Rifle (*no KSF exhibit*)

1229: Notebook – Contents pertain to some phase, results, story or information about **4-H Shooting Sports** (*no KSF exhibit*)

Division E- Forestry

1. All Leaf exhibits are to be mounted on 8.5"x 11" heavy stock paper and placed on loose-leaf binders. (Magnetic or adhesive filler sheets for photographic prints are recommended.) Twigs and fruit collections may be exhibited in whatever manner you choose (maximum exhibit size 2' x 3'.)
2. Name, club, age and year in the project should be on the front cover or in a prominent location.
3. Leaves should be identified with an appropriate label located near the leaf on the same page. Labels should include (1) proper common name as listed in 4-H Bulletin 334, "List of Native Kansas Trees"(2) Location (city and/or county where collected and (3) date (day, month, year) collected.
4. Intermediate Forester – Exhibit only in phase(s) enrolled.
5. Senior Forester enrolled in Self- Determined can exhibit in Self Determined Forestry at the State Fair.
6. Divide Specimens into the following two sections: Native Kansas Trees, and Non-Native Trees.
7. New Specimens are those specimens collected during the current 4-H year and cannot be duplicate tree species of previously displayed specimens.
8. Group specimens according to the years collected (ex. "old-previous years" and "new").

9. Variations of varieties do not count as different species or specimens.
10. When replacing previously displayed samples, due to degradation, improper mounting or incorrect identification, the specimen label must also be updated. Replacements do not count as new specimens. Replacements should be displayed in the “old previous” section of the display.
11. If you retrieve information for your forestry exhibit, you must include a reference citation to the source.
12. In all leaf collections (Division A – Intermediate Forester), exhibit one complete leaf where possible. Where the leaf is too large, exhibit as much terminal portion as possible. Sketch in reduced scale the entire leaf to illustrate where the exhibited portion comes from. Note: A “leaflet” is incorrect when displayed as the complete leaf for the tree.
13. All work must show originality. Leaf collections and displays should not closely resemble work done by others in the same club.

Leaf Collections

Class 1230 Beginning (Choose either A or B)

A. Exhibit a minimum of 10 different leaves from native Kansas trees collected within the year. Exhibits can include non-native leaves in addition to the required number of leaf specimens collected from native Kansas trees.

B. Exhibit a minimum of 5 native Kansas trees showing leaf, twig and fruit from each species collected.

Class 1231 Intermediate (Choose either A or B)

A. Exhibit a minimum of 20 different leaves (including 10 new specimens) from native Kansas trees. Exhibits can include non-native leaves in addition to the required number of leaf specimens collected from native Kansas trees.

B. Exhibit a minimum of 10 native Kansas trees showing leaf, twig and fruit from each species collected. This exhibit must include 5 new leaf, twig and fruit specimens.

Class 1232 Senior (choose either A or B)

A. Exhibit a minimum of 30 different leaves (including 10 new specimens) from native Kansas trees. Exhibits can include non-native leaves in addition to the required number of leaf specimens collected from native Kansas trees.

B. Exhibit a minimum of 15 different native Kansas trees showing leaf, twig and fruit from each species collected. This exhibit must include 5 new leaf, twig and fruit specimens.

Class 1233 Advanced (choose either A or B)

A. Exhibit a minimum of 40 different leaves (including 20 new specimens) from native Kansas trees. Exhibits can include non-native leaves in addition to the required number of leaf specimens collected from native Kansas trees.

B. Exhibit a minimum of 20 native Kansas trees showing leaf, twig and fruit from each species collected. This exhibit must include 10 new leaf, twig and fruit specimens.

How a Tree Grows

Class 1234: Display – Entry may include a project notebook with 10 or more seeds collected with pictures showing a germination study OR a mounting of a thin section of wood cut from the end of a log or top of stump labeled with information such as kind of wood and age of tree when cut OR exhibits an illustration of how a tree grows.

Tree Appreciation

Class 1235: Display – Entry may include a research or reporting project notebook with no more than 10 pages based on the exhibitor’s selected tree. This notebook may include sketches, drawings, pictures, a story, or any other things which will help tell you about the tree you have selected.

Class 1236: Growing and Protecting Trees

Display- requires a project notebook telling about the project and pictures before, during and after planting seedlings. Maximum tri-fold size is 3’x4’.

Class 1237: Tree Culture

Display – requires a project notebook showing your project work and includes pictures of before, during and after woodlot improvement. Maximum tri-fold size is 3’x4’.

Class 1238: How Forests Serve Us

Display- collected wood samples (all or partial) and 500 word essay. Wood sample display to be mounted on poster board or any stiff material no larger than 3’x 4’ tri-fold. Essay should be displayed in a covered binder.

Class 1239: Educational/ Creative Exhibit

Display- Exhibits must be directly related to tree identification or Forestry. Type of exhibit is open (notebook, poster, collection box, etc.) given a maximum tri-fold size of 3’x4’. This is a good class to exhibit an unusual collection.

SECTION 13 – 4-H ENERGY MANAGEMENT

1. Only those who have met the requirements of the Electric, Small Engines or Wind Energy projects are eligible to exhibit in this section.
2. An exhibitor may enter no more than one article in each class. Label each item giving the owner's name, address, name of article and class. A typewritten identification tag placed with masking tape or tied to the exhibit is preferred.
3. Items may be used, but if so, should be cleaned before exhibiting.
4. Sheet of operating instructions must be furnished for any exhibit not self-explanatory.
5. Electric projects must be operable using only 110 or 120 AC or battery power. Batteries must be supplied.
6. No hand dipped solder may be used on exhibits.
7. Each exhibit must have a scorecard (available at the Extension office) completed and securely attached.

Division A- Electric/ Electronics

Class

1301. AC Electric Projects. Electric Projects with only a 110 or 120 V alternating current (AC) power source. Some project examples are household wiring demonstrations, small appliances, extension cords, trouble lights, indoor and outdoor wiring boards, or shop lights. Projects may be a restoration or original construction. The project must be operational and meet minimum safety standards. AC projects must be 110/120 V, no 240 V exhibits are allowed and must be constructed such that the judges have access to examine the quality of workmanship.

1302. DC Electric Projects. Electric projects with a battery or direct current power source. This class includes electric kits or original projects. This class also includes demonstration DC powered projects.

Examples include: wiring two or three way switches, difference between series/parallel lighting circuits or wiring doorbell switches. All DC electric projects must work with batteries supplied by the 4-Her. Projects must be constructed so that the judges have access to examine the quality of wiring workmanship.

1303. Electronic Projects. Electronic projects with a battery or direct current power source. This class includes electronic kits or original projects. Examples include radios, telephones, toy robots, light meters, security systems, etc. May be constructed using printed circuit board, wire wrap, or breadboard techniques. Include instructions/assembly manual if from a kit. Include plans for an original project. Projects must be

constructed so that the judges have access to examine the quality of wiring workmanship.

1304. Educational Displays and Exhibits. Projects which DO NOT have a power source, i.e. exhibits, posters, or displays of wire types, conduit types, electrical safety, tool or motor parts identification and exhibits must be legible from a distance of four feet.

Division B – Small Engines

Class

1305. Educational Display Board – a) engine parts and/or function b) engine overhaul tools & function

1306. Operations - Complete operable overhauled engine (less than 20 HP)

1307. Maintenance Display – Illustrates routine maintenance or troubleshooting specific problems

Division C – Alternative Energy

(A form of energy derived from a natural source, such as the sun, geothermal, wind, tides or waves)

Class

1308. Educational Display – Create an exhibit that addresses a focused topic related to power generated from a renewable energy source. The purpose of the exhibit is to inform and create awareness.

1309. Experiment – Display an experiment addressing a problem or question related to power generated from a renewable energy source. Include hypothesis, background research, variables, control, data, findings, conclusions and recommendations for future study.

SECTION 14 – 4-H ENTOMOLOGY

Special Rules

1. A 4-H member may exhibit in the collection and/or educational class for the phase in which they are enrolled.
2. All entries are required to be placed in plexiglass covered, wooden boxes with outside measurements of 18"x24"x 3 ½"..... See specific phase for box and specimen number limitations. Boxes with glass covers will not be accepted.
3. Each exhibitor is required to identify each box by placing an identification label bearing the exhibitor's name and county and the class. One label goes in the upper left hand corner of the box (inside) and the other on the lower right corner of the box (outside). Arrange specimens in the box so it can be displayed length wise.
4. The number of orders, specimens, (and families where required) must be included on the exhibitor's box identification label.

5. Arrangement of specimens: Preferred method is to arrange the insects in groups or rows parallel to the short sides of the box (illustration in 4-H 829.) (Arrangements that run lengthwise of the box are frequently downgraded in judging.) Specimens are to be arranged in a box according to Order. Begin with the more primitive orders first (Collembola) and follow the sequence used in "Insects in Kansas" (revised 2000).
6. For each collection class, two labels will be entered on the pin beneath each specimen. First (closest to the specimen) is the common name label and the second label is a date/locality label.

Educational Classes

See KSF Book for official rules.

Introductory Entomology

Class 1401 – Not eligible for State Fair

Collection – Display should consist of at least 15 specimens and no more than 30 specimens, representing at least six orders of insects. Order labels are required and must be pinned to the bottom of the box, a date-locality label is required on each specimen.

Members may exhibit the collection in two cigar boxes that have lids removed and each box covered with clear plastic wrap.

Beginning Entomology I

Class 1402

Collection - Display in one standard box a minimum of 50 and a maximum of 125 species representing at least 7 orders. Follow rules listed for all collections. Specimens should be grouped according to order. Order labels should be pinned to the base of the box. Members can exhibit in this class for a maximum of 3 years.

Class 1403

Collection – Display in one standard box a minimum of 75 and a maximum of 150 species representing at least 9 orders. Follow general rules listed for all collections. Specimens should be grouped according to order. Order labels should be pinned to the base of the box. Members can exhibit in this class for a maximum of 3 years.

Class 1404

Beginning Educational Exhibit

Intermediate Entomology

Class 1405

Collection – Display a minimum of 100 and a maximum of 300 insects representing at least 10 orders. Two standard boxes can be used. All

specimens should be grouped to order. Family identification is required for all insects in any two of the following six orders: orders of Orthoptera, Hemiptera, Homoptera, Coleoptera, Diptera, and/or Hymenoptera. The number of families identified in these two orders must be recorded on the box identification labels. Families represent subdivisions of order grouping and family labels will be pinned to the bottom of the box to represent subdivisions of the appropriate order. Members can exhibit in this class for a maximum of 3 years.

Class 1406

Intermediate Educational Exhibit correct common name. List on the back of the box what you did this year to improve your project. Members may continue to exhibit in this class as long they remain eligible for 4-H.

Advanced Entomology

Class 1407

Collection - Display of a minimum of 150 and a maximum of 450 insects representing at least 12 orders. Three standard boxes can be used. Family identification is required for all insects belonging to the six basic orders outlined under the Intermediate phase. Family identification of insects in the remaining orders is optional, but desirable as long as accuracy is maintained. All butterflies appearing in the collection should be labeled with the

Class 1408

Advanced Educational Exhibit

Beekeeping

Class 1409 Beekeeping Educational Notebook or Display

Other Entomology

Class 1410

All other educational displays not included above.

SECTION 15 - 4-H FOOD NUTRITION

1. Read General Rules and June 4-H Newsletter.
2. A maximum of **four exhibits** per 4-H member may be entered in classes 1501, 1503, and 1505. Exhibitors may make one additional entry in educational exhibit classes 1502, 1504 and 1506; one additional entry in the food gift package class 1507, one additional entry in the recipe book class 1509, and one additional entry in specialty food class 1511. If a member exhibits in the Food Flop class, that exhibit is **included** in

the four exhibit maximum.

3. Complete recipes with ingredients and instructions MUST be attached with the entry. Exhibits without recipes included will be lowered one ribbon placing.
4. For food safety purposes, any entries with frostings and fillings must calculate the amount of sugar in the frosting/filling recipe only. Calculation must be attached to entry, or the placing will be lowered one ribbon when judged. Frosting and fillings need to contain more than 65% sugar for safety. Examples on how to calculate this percentage are included in the publication located at: <https://bookstore.ksre.ksu.edu/pubs/MF3544.pdf>.
5. For food safety purposes, any food with custard and dairy-based fillings and frostings (ex. Cream Cheese), raw eggs, flavored oils, “canned” bread or bread cakes in a jar, cut fresh fruit or any food requiring refrigeration (ex. Bacon) or unbaked exhibit with raw flour (ex. No bake cookies) will be disqualified and not judged. Refer to K-State Research and Extension publication, 4-H488, Judge’s Guide for Food and Nutrition Exhibits, for information to help you make informed, safe food exhibit decisions.
6. Alcohol (ex. Wine, beer and hard liquor) is not allowed as an ingredient in food entries. Entries with alcohol in the recipe will be disqualified and not be judged.
7. **All baked goods must be left whole and uncut. Small items, such as cookies and rolls, should be the same shape and from the same recipe. Exhibit: 3 cookies, 3 muffins, 1 loaf of bread, etc.**
8. Under baked entries will be lowered one or more ribbon placings.
9. All un-frosted cakes should be exhibited in an upright position with crust showing, except for those cakes made with special designs such as Bundt cakes. They should have the top crust side down.
10. Attach a label to the bottom of plate or cardboard with Class Number, Food Product Name, 4-H member’s Name, and County. Label templates are available at <http://www.kansas4-h.org/events-activities/fairs/kansas-state-fair/docs/foods-and-nutritio>

[n/Foods_Label.pdf](#) or make your own with the following information: Class Number, Food Product Name, 4-H member's Name, and County.

11. **Any baked product that can be removed from the pan should be placed on a plate, covered cardboard or disposable container.**
 12. Exhibits should be in food grade plastic bags, disposable plastic containers or boxes. Only the exhibit is judged. The container is not judged.
 13. The exhibitor is encouraged to attach a 3'x 5" index card to give the judge any information which the exhibitor thinks would be helpful for the judge to know.
 14. Educational classes: Exhibits may be in the form of a poster, notebook or display.
 15. Follow copyright laws as you are preparing your exhibit.
If the exhibit is a poster, it must not be larger than 22" x 28".
If the exhibit is a display, the maximum size is a 3'x4' tri-fold display board. Name and county must be clearly marked on educational exhibits.
- NOTE: A collection of your favorite recipes in a recipe box or notebook does not constitute an educational exhibit in this section.
16. One entry in the food gift package and specialty food in the Food Preparation Section.
 17. A decorated food item must be a food item, not a decorated box. *Decorated special event cakes will no longer be accepted for exhibit at the State Fair.*
 18. Dried foods are to be exhibited in the Food Preservation Division.
 19. Taste of Coffey: Special entry for all Coffey County 4-H members. The Taste of Coffey County selection for this year is **Whole Wheat.**

Food & Nutrition Classes

Class 1501: For 7-9 year old exhibitors' non-perishable food products.

Class 1502: Educational exhibit prepared by 7-9 year olds.

Class 1503: For 10-13 year old exhibitors; a non-perishable food product.

Class 1504: Educational exhibit prepared by 10-13 year olds

Class 1505: For 14-18 year old exhibitors; a non-perishable food product.

Class 1506: Educational exhibit prepared by 14-18 year olds.

Class 1507: Food Gift Package: No alcoholic beverages will be accepted. A food gift package must contain at least 3 different food items (prepared for human consumption), made by the 4-H member in a suitable container, no larger than 18" x 18" x 18". Prepared food items must have recipes attached with the entry. Additional homemade food items beyond the 3 minimum or purchased items may also be included in the gift basket. On the back of an entry card, answer these questions: 1) What is the intended use: 2) What food safety precautions were taken during and after preparation. This entry will count as a non-perishable food product, not as an educational exhibit. Home canned foods must follow Food Preservation rules. Canning jars should not be used for baking per manufacturer's instructions. They could break during baking.

Class 1508: Food Flop Class (any food exhibit).

Class 1509: Recipe File in a notebook of your choosing. For each recipe: give name, ingredients and processes used. Tell how it was served. How long did it take and the cost and number of servings. Also give any special stories or memories associated with your recipe and how well you like it. Maximum for exhibit: 7-9 yrs old: 4 recipes; 10-13 yrs old: 7 recipes; 14-18 yrs old: 10 recipes. Current year work only. DOES NOT QUALIFY FOR STATE FAIR.

Class 1510: "Taste of Coffey" for 2023 will be **Whole Wheat**.

Class 1511: Modified non-perishable food product. Products must be modified from the original recipe to nutritionally enhance the food product. Attach one - 8 ½ X 11 inch page (front and back) that includes Original Recipe, Modified Recipe, and Narrative to describe modifications made, why modifications were made and lessons learned such as nutritive value, or changes in appearance, doneness, aroma, flavor, tenderness and/or texture. Example: a standard blueberry muffin recipe that is modified to make it gluten free. Suggested resources:

Altering Recipes for Better Health-Purdue University:

<http://www.extension.purdue.edu/extmedia/HHS/HS-157-W.pdf>

Class 1512: Bread Sculpture (individual or teams of 2-3)- Bread sculptures may be constructed

from frozen yeast dough or a yeast dough made from scratch. Bread sculptures will not be tasted. Seeds, herbs and other edible toppings and icings may be used. Must submit a detailed recipe including shaping instructions with step by step photos or sketches. No size restrictions. For small sculptures, 6 should be entered (i.e. bunnies, turtles).

For examples and ideas, visit

<http://www.homebaking.org/PDF/doughsculpting101online.pdf> or

<http://nationalfestivalofbreads.com/recipes/read-shaping-0>

Scoring for Bread Sculptures:

Creativity.....	30
Execution/Crisp Detail.....	25
Design/visual impact.....	25
Color palette/ color design.....	10
Instructions/illustrations.....	10

NOTE: Eligible for entry at State Fair, but only in OPEN CLASS, not 4-H. Pre-enter by August 15.

SECTION 16 - 4-H FOOD PRESERVATION

1. Read General Rules and June 4-H Newsletter. **Please read all the rules thoroughly!!! Food safety is of utmost importance in food preservation exhibits. Exhibits violating certain rules may be disqualified for food safety purposes.**

2. All exhibits must have been preserved since the member's previous year's county fair.

3. Recommended recipes and processing methods must be used. Recipes must be from 1995-present. Processing methods that will be disqualified include: open kettle canning, oven canning, and sun canning.

Homemade/untested recipes will be disqualified for food safety reasons. Recommended recipe resources include:

- K-State Research and Extension Food Preservation publications
- Other University Extension Food Preservation publications
- USDA Complete Guide to Home Canning
- So Easy to Preserve, 6th edition, The University of Georgia Cooperative Extension Service
- Ball Blue Book Guide to Preserving, Edition 37
- Ball Complete Book of Home Preserving @2015 and @2020
- Canning mixes (i.e. Mrs. Wage's, Ball)

- Pectin manufacturers (i.e. Sure-Jell, Ball)
- <http://www.rrc.k-state.edu/preservation/recipes.html>
- Ball and Kerr

4. Alcohol is not allowed as an ingredient in food preservation entries. Entries with alcohol in the recipe will be disqualified and will not be judged.

5. Members may exhibit up to four entries. *At the Kansas State Fair, 4-Her's may only exhibit 2 items in each division, 1 item per class*

6. Each exhibit must have the complete recipe and instructions attached with the entry card, or it will be lowered one ribbon placing. Recipe must include exhibitor name, recipe source, date of publication, and altitude where food was processed. If using Mrs. Wage's or Ball mixes, indicate the date purchased.

7. Exhibits must be processed in clean, clear, standard canning jars, with matching brands (use Ball lids on Ball jars, or Kerr lids on Kerr jars, etc.) two piece lids. Do not use colored jars. Do not add fancy padded lids, fabric cover wraps or cozies as they interfere with the judging process. No fancy packs unless the recipe states to do so (ex: Pickled asparagus)

8. Jars must be sealed when entered. For food safety reasons, the size of jars used must not be larger than the jar size stated in the recipe. (Example: Salsa is canned in pint jars only, not quarts)

Note: There are 12-ounce, 24 ounce and 28- ounce canning jars available and may be used. Use pint jar process recommendations for 12 ounce jars. Use quart jar process recommendations for 24 ounce jars and 28-ounce jars.

9. Each jar exhibited must be labeled. The label must not cover the brand name of the jar. The label must give:

Class Number, Product, Altitude where processed, Canning Method (water bath, weighted gauge or dial gauge pressure method), Process Time, Pressure (psi), date processed including month and year, Name, and County/District.

10. Hole punch the entry card and use a rubber band to attach the entry card and recipe around the top of the jar.

11. If dried food product is not in a canning jar, it will be lowered on ribbon rating. Suggested amount: 1/3 – 1/2 cup, or three or four pieces per exhibit. All meat jerky must be heated to an internal temperature of 160 degrees F before or after drying. This is not the drying temperature! Dried products must include the recipe, preparation steps and heating instructions. Jerky not heated to an internal temperature of 160 degrees F will be disqualified and not be judged.

Heating information can be found in “Dry Meat Safely at Home” - MF3173.

Food Preservation Classes

Class 1601: Sweet Spreads (fruits and/or vegetables), Syrups; One jar

Class 1602: Fruits, Juice, Fruit mixtures (salsa, pie filling, etc.); One jar

Class 1603: Low Acid Vegetables (green beans, corn, or vegetable mixtures); one jar

Class 1604: Pickles, (fruit or vegetable) Relishes, Fermented foods and relishes and chutney; one jar

Class 1605: Tomato/ Tomato Products (tomato juice and tomato salsas); one jar

Class 1606: Meats, One jar

Class 1607: Dried Foods: One small jar.

SECTION 17 – 4-H GEOLOGY AND LAPIDARY

1. The standard size exhibit box should be 18” x 24” X 3 1/2”. Plexiglass covers are required. Boxes with glass covers WILL NOT be accepted. All specimens are to be arranged across the narrow (18”) dimension of the exhibit box, making the exhibit 18” across the top and 24” deep. If a box has a sliding plexiglass cover, it must be removable from the top. Screws, locks, or other devices that would prevent judges from removing the cover should not be used.

2. Each exhibitor is required to identify each display box by placing an identification label bearing name, county, and number of specimens in the upper left-hand corner of the plexiglass cover (inside- use clear double-sided tape to adhere gummed labels) and by attaching a label with the same information on the lower right corner of the box (outside.)

3. Exhibitors may enter in both geology and lapidary classes. Exhibitors may show in only one of the first four geology classes (1704, 1705, 1706, 1707) Exhibitor may also show in the geology class 1708 (educational exhibit), 1709 Mineralogy and in one lapidary class.

4. Geology specimens should be labeled with the number of specimens, date collected, specimen name or description, and locality (county only) where collected.

5. For the geology classes (1704, 1705, 1706, and 1707), specimens should be mounted in the box by proper groups: rocks, minerals, fossils. Fossils must be identified to the phylum, classes and genus level. Genus name is to begin with a capital letter. Species names are all lower case. Genus and species names must either be italicized or underlined, not both. The words “phylum, class, genus” on labels are to be

spelled out, not abbreviated. More than one specimen of the same kind of rock or mineral or species of a fossil may be exhibited if this duplication represents different geological formations. Specimen label must show this distinction (Fort Hays limestone not just limestone;; calcite from the Greenhorn Formation, not just calcite; Phylum: Brachiopoda Class: Articulata Genus: Composita from the Morrill Limestone Member, not just Phylum: Brachiopoda Class: Artoculata Genus: Composita).

6. For geology classes 1704, 1705, 1706, 1707 and 1708, all specimens must be collected (not purchased) from locations in Kansas, with the exception of Tri-State Mining Area specimens collected from these three adjacent counties: Ottawa County, OK; Newton and Jasper Counties, MO. Other out-of-state specimens will not count in the minimum number for the class, nor will they be considered in the judging.

(non KSF classes)

Class 1701 – Novice Class (7 years old) nine specimens three rocks, three minerals, and three fossils

Class 1702 – Novice Class (8-9 year olds) 12 specimens four rocks, four minerals, four fossils

Class 1703 – Novice Class – educational display relating to project work.

(KSF qualifying classes)

Class 1704 – Geology. Display at least 15 different rocks, minerals, or fossils, at least 5 of each. **Fifteen must be collected during the current 4-H year.**

Class 1705 Geology. Display at least 30 different rocks, minerals, fossils, at least 5 of each. **Fifteen must be collected during the 4-H year.** Exhibitors are limited to one exhibit box. This class is open to those exhibiting either first or second time at the fair.

Class 1706 Geology. Display at least 45, minerals, or fossils, at least 5 of each. **Fifteen must be collected during the current 4-H year.** Exhibit limited to two boxes. This class is open to those exhibiting either the third or fourth time at the fair. Identify the rocks as igneous, metamorphic or sedimentary. These rock types must be spelled out on labels or have a legible key.

Class 1707 Geology. Display at least 60 rocks, minerals, or fossils; at least 5 of each. **Fifteen must be collected during the current 4-H year.** Exhibit limited to two boxes. This class is open to those exhibiting the fifth time or more at the fair.

Identify the rocks as igneous, metamorphic or sedimentary. These rock types must be spelled out on labels or have a legible key.

Class 1708 Geology Educational Exhibit. Exhibits relating to everyday living; or to a mineral test, a rock formation, geological history, species of a fossil, forms of one mineral, a variation of one kind of rock, archaeological artifacts, or Indian artifacts. Exhibit limited to 4 feet of table space. **Care should be taken to use durable materials that will withstand fair conditions.** Exhibitors may show in the class regardless of the number of times he or she has exhibited at the State Fair or whether the exhibitor has entries in classes 1704, 1705, 1706, 1707. Exhibitors may also exhibit in one lapidary class.

Class 1709 Mineralogy. Display a minimum of 15 mineral specimens collected in Kansas, at least 5 of which have been collected during the current 4-H year. The minerals are to be grouped by mineral class (ie: Carbonates, Oxides, Silicates) and at least 3 classes must be represented. The member must use one standard display box (see #1). The specimens must be labeled with the number of the specimen, date collected, name of specimen, county where collected and chemical composition (ie: CaCO_3 for calcite) if known.

Lapidary Classes

The lapidary will be judged on the following criteria:

Workmanship & Content.....60 points

Presentation & Showmanship.....30 points

Accuracy of information.....10 points

All lapidary specimens should be labeled with the following information:

- Specimen name
- Place of origin (country, state, or county; county required for Kansas specimens)
- Purchased or self-collected
- Date lapidary treatment began
- Date lapidary treatment completed (Treatment completed after the State Fair is considered a new year specimen).

Class 1710 Lapidary. Display at least 5 varieties of polished (tumbled) specimens and 5 varieties of unpolished specimens that have not yet received lapidary treatment. These do not have to be an example of “before and after”, nor do they have to be self-collected. Locales must be identified.

Only those exhibiting lapidary at the State Fair for the first time may exhibit in this class.

Class 1711 Lapidary. Display before-and-after examples of at least 3 varieties of specimens, at least

2 tumble-polished and 2 unpolished of each. There is no requirement that the 4-Her collect any of these. Locales must be identified. Lapidary work should be done during the current 4-H year.

Class 1712 Lapidary. Display before-and-after examples of at least 6 varieties of specimens, at least 2 tumble-polished and 2 unpolished of each. At least two varieties should be collected from the native site by the 4-Her, at least one of which comes from Kansas. Locales must be identified. Lapidary work on at least three varieties should be done during the current 4-H year.

Class 1713 Lapidary. Display before-and-after examples of at least 9 varieties of specimens, at least 2 tumble-polished and 2 unpolished of each. At least three varieties should be collected from the native site by the 4-Her, at least two of which comes from Kansas. Locales must be identified. Lapidary work on at least three varieties should be done during the current 4-H year.

Class 1714 Lapidary. Exhibit at least 6 specimens that have not previously been exhibited, which have received lapidary treatment. Lapidary treatment may consist of polishing an end, face, or flat lapping. Specimens must represent at least 3 different varieties and include at least three cabochons of any size or shape, only one of which may be free-formed. A cabochon is a style of cutting in which the top of the stone forms a domed or curved convex surface. Three of the specimens must be mounted into jewelry findings.

Special lapidary exhibits should be entered in class 1708. Please note that each member is limited to one entry in this class

SECTION 18 – 4-H HOME ENVIRONMENT

Articles may have been used, but if so, shall be carefully laundered or cleaned before being exhibited.

Only articles to be judged may be included in the exhibit. All work for the current 4-H year.

A label containing name, address, county and class shall be typewritten on a 1x3 inch piece of white cotton tape and sewn to the article on the underneath side near a corner or edge. In case of furniture, etc. a paper label of the same size is to be pasted or tied to the exhibit. Each piece making up an exhibit must carry a label.

All 4-H Home Environment exhibits should follow State Fair guidelines. See State Fair Exhibitor handbook for more information.

Division A – Home Environment

Class

1800. Single Exhibit: An article made or refinished by the 4-H'er for the home. Must include attached summary. Summary = plans, how and why the item was made or refinished, costs involved and how it fits into the color and design of the room.

1801. Poster or display: Boards must be on a foam core or a standard tri-fold display. Include: color scheme, wall treatment, floor treatment, samples, etc and / or floor plan for a room. Must include summary.

1802. Notebook - May include floor plans, swatches, colors, stories, photographs, and project records which detail what was accomplished this year with a given indication of long-term plans. See state fair book for more details..

SECTION 19 – 4-H / FFA HORTICULTURE

A 4-H member is limited to a specified number of exhibits in each of the following classes. Except Classes 1904 thru 1907, 1910 & Class 1911 (two each) and Class 1914 (other) where exhibitors may enter three.

Classes:

1900. Garden Display

Each exhibitor in this class will be limited to four square feet of space. Exhibit consists of five different fresh vegetables. Canned vegetables are not acceptable. Only one variety of each type of vegetable may be exhibited. The number of five vegetables to be exhibited are as follows: Large vegetables (one each): Watermelon, Squash, Large Pumpkin, Eggplant, Cabbage, Cantaloupe, or similar size vegetable.

Medium, Vegetables (five each): Cucumbers, Tomatoes, Carrots, Beets, Onions, Peppers, Parsnips, Okra, Irish Potatoes, Sweet Potatoes, Miniature pumpkins, Decorative Gourds, or similar size vegetables.

If small vegetables, such as green beans, waxed beans, English peas or other similar sized vegetables, a dozen is suggested for a good display. Shelled vegetables should not be exhibited.

Quality and condition of the exhibit will be considered.

Choose vegetables for exhibits that will hold up well during the fair. Avoid overripe or over-mature specimens. Those that are slightly under ripe or slightly immature when picked may last longer. Helpful tips can be found in the following publications: Exhibiting Fruits and Vegetables

(C-405) and Preparing Cut Flowers for Exhibit (4-H 826) available at the Extension Office.

Class

1901. Small vegetable specimen plate - (12/plate)
Maximum of 4 total entries of one variety each in this class Ex. snap beans, wax beans, other small vegetable

1902. Medium vegetable specimen plate - (5/plate)
Maximum of 10 total entries of one variety each in this class Ex. cucumbers, tomatoes, beets, onions, peppers, okra, radishes, turnips, potatoes, miniature pumpkins, decorative gourds, and other medium vegetables.

1903. Large vegetable specimen plate - (1/plate)
Maximum of 6 total entries of one variety each in this class Ex. watermelon, summer squash, winter squash, large pumpkin, eggplant, cantaloupe, cabbage, and other large vegetables.

1904. Fresh Culinary herbs (6 stems in a disposable container of water) Dried herbs not accepted. Ex. parsley, basil, dill, etc

1905. Small Fruit (one half pint box) Ex. strawberries, raspberries, blackberries, and other similar sized fruit.

1906. Tree fruits (5/plate) Ex. apples, pears, peaches or other tree fruits.

1907. Grapes (plate of 2 bunches)

1908. Sunflower

1909. House plants, foliage or flowering

1910. Annual Garden Flower, cut specimen, single stem

1911. Perennial Garden Flower, cut specimen, single stem

1912. Fresh Flower arrangement. May not be purchased, must be grown by exhibitor

1913. Dried Flower arrangement, no fabric or plastic material allowed

1914. Other

SECTION 20 – 4-H PHOTOGRAPHY

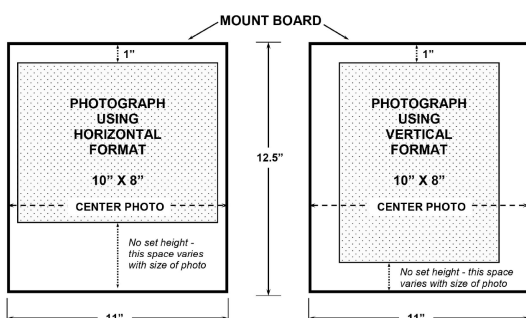
1. Black and white prints and color photographic prints may be exhibited.

2. Each exhibitor will be limited to FOUR entries in classes 2001-2006 with not more than 2 entries per class. Additionally, each exhibitor may enter 1 digital composite and 1 portfolio.

3. Photographs/images entered must be the result of the current year's project work by the 4-H member. Photos must be taken by the 4-H Member (exhibitor). Plagiarized works will be disqualified.

4. Remove white border from the photo print before mounting.

5. All photos must be no larger than 8" x 10" and not smaller than 7" x 9" after trimming.
6. Photos are to be mounted across the narrow (11") dimension of an 11"x12.5" sheet of white or cream studio matte board. Mounting boards and protective bags may be purchased at the Extension Office.
7. Photos must be mounted with the top edge of the print 1" below the top of the mount (board is always oriented narrow side up-portrait style). The sides of the print must be equal distance from the two sides of the mount.



8. A permanent mount must be made by using photographic adhesive. Using photographic/craft spray adhesives or hot mounting are the recommended mounting methods. Other methods including glue dots and glue sticks are acceptable, but may not give the best results. Double-sided tape and rubber cement are not acceptable adhesives.
9. No lettering, including dates, is permitted on the front of the mount or on the photo. No underlay or borders are to be used. No under lays or borders are to be used.
10. To protect exhibits from dust and moisture, it is recommended to place photos in a plastic bag (these are also available at the Extension Office). Important: these bags must be left open (unsealed) for the judging process!
11. On the back of the mount, write; the exhibitor's name, photo class, location where the photograph was taken and the county name.
12. Improperly mounted photos, oversize or undersize photos or photos with the white borders not removed or lettering (including dates) on the photo, will be awarded a ribbon placing lower than the placing determined by the judge.
13. Photographs taken with a digital camera and having no more adjustments than exposure, color intensity or correction, one click filter effects, red eye removal, cropping, dodging and burning should be entered in the standard color or black and white classes. HDR photos are to be entered in the standard photo class.

14. Digital Composite Image: Finished photos must be created from two or more original images photographed by the exhibitor. HDR photos do not qualify for this class. *A digital composite image is a result of two or more photographs being combined or laid on top of one another. This is NOT a “photoshopped” or “altered” image. If you have questions, contact Clarissa.* Photos will be judged on photographic merit as well as manipulation technique and process. Ribbon placement will be determined by combining the score of each judging section.

15. The black and white class is for black and white prints only. Monochromatic Prints including sepia prints are considered color photos and must be entered in the appropriate color photo class. Black and white combined with an area of color are still classified as a color photo.

16. Appropriate photo subject matter: Photographic subject matter is expected to follow 4-H standards. For a sense of prohibited subject matter, review the Kansas 4-H member Code of Conduct; in general, if it is not allowable at a 4-H event, it is not allowable in a 4-H photograph at the County or State Fair.

17. Photos with live subject(s) on railroad right away or taken from railroad right of way property will not be displayed in Kansas 4-H Photography and will be disqualified and not judged.

18. Copyright protections must be observed. Taking a photo of a registered trademark is not copyright infringement. However, a photograph of a copyrighted work of art such as a sculpture, or a photo taken by another person; is copyright infringement. See the following resource for more information on what is/is not copyright infringement.

<https://www.extension.iastate.edu/4hfiles/StateFair/SFDocuments/SF1UseofCopyrightVI010401.pdf>

19. Decisions as to display and/or penalize exhibits will be made by the Photography Superintendent and Extension staff.

Classes:

2001- Color photos taken by 4-H'er with 3 years or less in the project.

2002 - Color photos taken by 4-H'er with 4-7 years in the project.

2003 – Color photos taken with 8 or more years in the project.

2004 – Black and white photos – taken by 4-H'er with 3 years or less in the project. (Black and white prints only).

2005- Black and white photos- taken by 4-H'er with 4-7 years in the project.(Black and white prints only).

2006- Black and white photos- taken by 4-H'er with 8 or more years in the project.(Black and white prints only).

2007 – Digital Composite Image photos must be from two or more originals taken by the exhibitor. Exhibitors must include a second 11x12 ½ matte board (Explanation board) mounted with standard size prints of the original photo(s), 3x5 card (s) explaining what manipulation was done and a standard size print of the final photo. Optional, may include prints of editing steps. Photos showing editing steps may be layered. Put name and county on the front of the second board. Explanation boards will be displayed along with the finished board. Place both matte boards in the same two gallon plastic bag. (THIS DOES NOT QUALIFY FOR STATE FAIR.)

Portfolios

2008— Growth Portfolio

1. Members must have been enrolled in a Photography project for five (5) years or more.

2. Exhibit will consist of 5 (five) photos - one from each of the past 5 years of enrollment. Each photo must have been created in a different year and must be labeled with the year taken and which year of enrollment it represents.

3. Photos must be 8" x 10" and may be color or black and white.

4. An information sheet must accompany each photo giving the brand and model of camera used to create the photo. The settings for focal length, aperture, mode and shutter speed must also be listed.

5. Skill set used to create the photo must be given and explained. Main goal for each year should be listed.

6. Beginning with photo 2, member description of GROWTH in project skill must be included on the information sheet.

7. Exhibit will consist of photos arranged in chronological order of enrollment, information sheet on each photo, and all information listed in #6 and #7. A portfolio book will be required.

2009-Career Portfolio

1. Members must have been enrolled in Photography for 5 (five) or more years OR members must be age 15 -19 and have been enrolled in photography for at least two (2) years.
2. Exhibit will consist of ten (10) 8 x 10 photos showing skill development in one of the following photography areas: Portraiture, Special Effects (not done with computer), Landscape, Photojournalism, Black and White, Nature/Wildlife or Graphic Design (computer skills with photos). Photos may have been created over multiple project years.
3. Photos may be color except if Black and White option is chosen.
4. An information sheet must accompany each photo giving the brand and model of camera used to create the photo. The settings for focal length, aperture, mode and shutter speed must also be listed.
5. A one page summary should accompany the portfolio listing the goal for pursuing this area of photography and what skills were learned while doing so. Mentors should be acknowledged. Career exploration can also be described.
6. Exhibit will be presented in a notebook designed for portfolio review with pages for required information from #4 and #5.

Snapshot Series

A snapshot is a photograph that is "shot" spontaneously and quickly, most often without artistic or journalistic intent. Put into a series, snapshot series is a display of multiple, similar photos displayed one after another. Topics may include things, events, or people of a similar nature. The snapshot series should include 4"x6" prints and be displayed on a standard 18"x 24" poster board. The number of pictures in the series is determined by the exhibitor.

* Not eligible for State Fair competition.

2010 – Non-adjustable camera, exhibited by 4-Her 7-9 years old.

2011 – Non-adjustable camera, exhibited by 4-Her age 10- 13 years old.

2012 – Non-adjustable camera, exhibited by 4-Her 14-18 years old.

2013 – Semi-adjustable camera, exhibited by 4-Her age 7-9 years old.

2014 – Semi-adjustable camera, exhibited by 4-Her age 10-13 years old.

2015 – Semi-adjustable camera, exhibited by 4-Her 14-18 years old.

2016 – Fully adjustable camera, exhibited by 4-Her age 7-9 years old.

2017- Fully adjustable camera, exhibited by 4-Her age 10-13 years old.

2018- Fully adjustable camera, exhibited by 4-Her 14-18 years old.

(Snapshot series - DOES NOT QUALIFY FOR STATE FAIR)

SECTION 21 – 4-H STEM Projects

Due to the complexity and detail of rules associated with the 4-H STEM projects, complete rules for these projects will not be printed in the Coffey County Fair fairbook. 4-Her's entering exhibits for these projects in the Coffey County Fair, especially those with a goal of qualifying for State Fair competition, should go to the Kansas State Fair Kansas 4-H Exhibitor Handbook. A PDF of these complete rules and guidelines is posted on the Coffey County 4-H web page for the specific information to be followed pertaining to the various aspects of State Fair STEM exhibition.

4-H members must be currently enrolled in the particular 4-H STEM project to exhibit in classes assigned to each of the respective STEM Section divisions. Exhibits are limited to only one entry per class

Division A - Rocketry Basic Rules.

1. An exhibitor may not enter two rockets in the same class.
2. The report that accompanies the rocket must be limited to the 4-H STEM Rocket Exhibit Information Form which is affixed to a 10" x 13" manila envelope. This envelope should NOT be attached to the rocket stand or rocket. This may be downloaded from www.STEM4KS.com. Any rocket exhibit not including this completed envelope will receive an automatic participation ribbon. Plans (or a photocopy) must be placed inside the envelope.
3. One or more photographs of the rocket at the launch site are required. Photographs must be mounted on one side of 8 ½" x 11" page(s). There must be at least 1 page of photos and no more than 5 pages of photos.
4. To exhibit in this division the rocket must have been flown.
5. Engines and igniters, under any circumstance, ARE NOT permitted with the exhibit and constitute an immediate disqualification.
6. If a safety violation is noted by the judges, superintendent, or other staff, the exhibitor's rocket, at the judges' discretion, will receive a participation ribbon.

Rocketry Classes

Exhibitors 7-8 years old

2101 – Rocket made from kit - include plans.

2102 – Rocket designed by exhibitor not merely modification of an existing kit rocket- include original plans.

Exhibitors 9-13 years old

2103 – Rocket made from kit - include plans.

2104 – Rocket designed by exhibitor not merely modification of an existing kit rocket- include original plans.

2105 - Rocketry Educational Display i.e. Rocketry Notebook or Rocketry Poster Board

Exhibitors 14-18

2106 – Rocket made from kit - include plans.

2107 – Rocket designed by exhibitor not merely modification of an existing kit rocket- include original plans.

2108 – Rocket designed by exhibitor using alternative skins not merely modification of an existing kit rocket- include original plans.

2109 – High Power Rocket made from kit or original design – Contact Extension Office for special State 4-H requirements for high power rocket exhibits.

2110 - Rocketry Educational Display i.e. Rocketry Notebook or Rocketry Poster Board

Exhibitors 11 and older

2111 – Rocket designed by 2 or more exhibitors, not merely modification of an existing kit rocket. Include original plans.

Division B – Robotics Basic Rules

1. Each exhibitor may enter one robot per class.

Exhibits must have been constructed and/or completed during the current 4-H year. Each robot must be free-standing, without the need for additional supports in order to be moved or exhibited.

2. Robot dimensions should not exceed 2 feet high, by 2 feet wide, by 2 feet deep. Weight may not exceed 15 pounds.

3. Each exhibitor is required to complete the “4-H SpaceTech Robotics Exhibit Information Form” which is available through the Extension office. This form must be attached to the outside of a 10” x 13” manila envelope. For notebooks, display boards, and posters, no additional exhibit information is required; no manila envelope is needed for these exhibits.

4. The exhibit must include written instructions for operation, construction plans, one to three pages of project photographs or a 5 minute CD, DVD, or video presentation, and robot programming information, if applicable.

5. Each robot must be in operable working condition. The judges will operate each robot to evaluate its workmanship and its ability to complete the required tasks for this current 4-H year.

6. Exhibitor’s name(s) and county or district must be tagged or labeled in a prominent location on the robot, educational display, notebook, and/or poster

board. Sources of scientific information must be cited on the front of your exhibits, including all posters and educational display boards.

7. Educational displays are not to exceed a standard commercial 3' X 4' tri-fold display board. No cardboard table exhibits will be allowed. Care should be taken to use durable materials that will withstand fair conditions. No electricity will be provided.

8. Educational posters must be no larger than 20" x 30".

Robotics Classes

Junior 7-8 Years Old

2112-Robot made from a commercial (purchased) kit.

2113-Programmable robot made from a commercial (purchased) kit.

2114- Robot designed and constructed by exhibitor, and may be operated by a remote controlled device.

2115-Junk Drawer Robotics-based curriculum robot

2116-Robotics Educational Display - Robotics Educational Notebook or Robotics Educational Poster.

2117- Robotics Other Exhibit

Intermediate - 9-13 Years Old

2118-Robot made from a commercial (purchased) kit.

2119-Robot designed by exhibitor. The robot must not be a mere modification of an existing robot kit or plan.

2120-Programmable robot made from a commercial (purchased) kit.

2121-Robot designed and constructed by an exhibitor that is operated by a remote controlled device.

2122-Junk Drawer Robotics-based curriculum robot.

2123- Robotics Educational Display - Robotics Educational Notebook or Robotics Educational Poster.

Senior 14-18 Years Old

2124-Robot made from a commercial (purchased) kit

2125-Robot designed by the exhibitor. The robot must not be a mere modification of an existing robot kit or plan.

2126-Programmable robot made from a commercial (purchased) kit.

2127-Robot designed and constructed by an exhibitor that is operated by a remote controlled device.

2128-Junk Drawer Robotics-based curriculum robot.

2129-Robotics Educational Display - Robotics Educational Notebook or Robotics Educational Poster

Team Robotics Project

Class 2130 - Robot designed and constructed by 2 or more 4-H STEM robotics project members which is eligible for the Team Robotics Challenge at the Kansas State Fair, if entered.

The robot must not be a mere modification of an existing robot kit or plan. The robot may be a programmable type that is made from a commercial (purchased) kit.

Class 2131 – Team Educational Display, poster or notebook.

Division C – Astronomy

KSF Rules available in Kansas State Fair 4-H Exhibitor Handbook online.

2132: Telescope Made From Kit

2133 Telescope Made From Original Design

2134: Astronomy Educational Display

Division D – Computers

KSF Rules available in Kansas State Fair 4-H Exhibitor Handbook online.

1. All Exhibits must be:

- a. Self-contained on a small USB storage device that can be plugged into the USB drive and run the exhibit as described
- b. OR System-On-A-Chip or a Micro-Controller AND is compact, requiring minimal assembly and programming

2. All computer system entries must be accompanied by an exhibit packet and “4-H Engineer’s Journal”

2135: Computer program, application, app, script, or coded system that is new and unique

2136: Computer presentation ie power point, web page/site, animated graphics

2137: Computer Educational Poster/Display Board

2138: Computer Notebook

2139: Computer Other

Division E- Unmanned Aerial Systems

KSF Rules available in Kansas State Fair 4-H Exhibitor Handbook online.

2140: UAS Designed & Constructed by 7-9 Yr Old

2141: Practical Application of UAS by 7-9 Yr Old

2142: UAS Designed & Constructed by 10-13 Yr Old

2143: Practical Application of UAS by 10-13 Yr Old

2144: UAS Designed & Constructed by 14-18 Yr Old

2145: Practical Application of UAS by 14-18 Yr Old

Division F– Ag Mechanics

Basic Rules

1. Exhibitor may enter one exhibit per class of work completed during current 4-H year
2. Each exhibitor is required to complete the “4-H STEM Ag Mechanics Information Form” available at www.STEM4KS.com. It should be

attached to the outside of a 10”X13” manila envelope.

3. Each exhibit must include an Ag Mechanics information packet containing: Bill of materials for the project with associated costs; 1 to 5 pages of photos showing work on exhibit; appropriate schematics or working drawings; operating instructions if appropriate.

4. Each exhibit should be free standing or sufficiently supported. For State Fair eligibility, exhibit dimensions shall not exceed 3’ X 3’ X 3’ with total weight not exceeding 150 pounds.

5. Wheeled exhibits must utilize a breaking mechanism which prevents free rolling.

6. Exhibits with cutting surfaces i.e. blades and knives, are to have a protective covering to prevent injury yet easily removable for judging.

7. Exhibits that include weaponry of any kind will be disqualified.

8. Safety violations noted by judge or superintendent will receive a ribbon placement deduction OR a participation ribbon, at the judges discretion

Ag Mechanics Classes

Intro Level 1 – 1-3 years of experience

2146 – Welding Display Board – 3’X3’ display board with examples of welds on attached metal pieces, each labeled

2147 – Level 1 Welding Ag Repair

2148 – Level 1 Welding Ag Fabrication

2149- Level 1 Welding- General Repair

2150- Level 1 Welding- General Fabrication

2151 – Level 1 Welding Artistic fabrication

2152 – Level 1 Brazing repair

2153 – Level 1 Brazing fabrication

2154 – Smithing Display board - 3’X3’ display board with examples of forged metal forms attached, each labeled

2155 – Level 1 Smithing – A design forged with at least one form element (twists or spirals for example)

Experienced Level 2 – 4-6 years of experience

2156 – Level 2 Welding Ag Repair

2157 – Level 2 Welding Ag fabrication

2158- Level 2 Welding General Repair

2159- Level 2 Welding General Fabrication

2160 – Level 2 Welding Artistic fabrication

2161 – Level 2 Brazing repair

2162 – Level 2 Brazing fabrication

2163 – Level 2 Smithing – A design forged with at least two form element (twists or spirals for example)

Experienced Level 3 – 7-9 years of experience

2164 – Level 3 Welding Ag repair

2165– Level 3 Welding Ag fabrication

2166- Level 3 Welding General Repair

2167- Level 3 Welding General Fabrication

2168 – Level 3 Welding Artistic fabrication

2169 – Level 3 Brazing repair

2170 – Level 3 Brazing fabrication

2171 – Level 3 Smithing – A design forged with at least three forms element (twists, bulbs or spirals for example)

Division F - Architectural Block Construction

KSF Rules available in Kansas State Fair 4-H Exhibitor Handbook online.

2172 Junior (ages 7-8) Interlocking brick diorama built from scratch- no kits

2173 Intermediate (ages 9-13) Interlocking brick diorama built from scratch

2174 Senior (ages 14 and up) Advanced Interlocking brick diorama built from scratch

SECTION 22

4-H VISUAL ARTS AND CRAFTS, 4-H HERITAGE ARTS AND 4-H FIBER ARTS

Must be enrolled in a corresponding project to enter in any class. Entries by age group, juniors 7-9; intermediate 10-13, seniors 14 and over. Multi-piece items should be marked accordingly (i.e. 1 of 4, etc.) All exhibits are entered at your own risk.

Entry Limit: Up to 6 total exhibits per 4-H member. No more than **3** entries per class.

At the Kansas State Fair, 4-H members are only allowed ONE item/entry from Visual Arts & Crafts. Art pieces at the state fair MUST have sawtooth or wire elements for hanging, no string or tape. Large items will not be accepted. Exhibits must be of manageable size and easily transported by one individual. Coffey County may submit one entry per exhibitor and one entry from each of the five State Fair categories (Fine Arts, Clay, Leather/Jewelry, 3-D, General Craft)

****Articles exhibited must be an original design created by the exhibitor. See copyright guidelines in the general rules section of the State Fair Book (Page 4).**

Division A- VISUAL ARTS & CRAFTS

Fine Arts: Oil, chalk, charcoal, dyes, pastels, pencil, ink, acrylic, or watercolor on canvas, canvas board, paper, wood, metal, or textiles, framed as a picture, prepared for hanging. Stretched canvas art on a wooden frame is considered prepared for hanging provided that frame has a hanger.

2200: 7-9 Year Old Exhibitors

2201: 10-13 Year Old Exhibitors

2202: 14-18 Year Old Exhibitors

Clay and Ceramics: Any original item made of clay; may be fired or unfired, hand formed, or thrown on a wheel. Self-hardening, fire/oven-cured, and/or cornstarch clays are acceptable. Items can include, but are not limited to, clay statues, bowls, etc.

2203: 7-9 Year Old Exhibitors

2204: 10-13 Year Old Exhibitors

2205: 14-18 Year Old Exhibitors

Leather and Jewelry: Any leather stamping, carving, tooling, lacing, or stitching piece or any jewelry piece made from any medium are acceptable exhibits.

2206: 7-9 Year Old Exhibitors

2207: 10-13 Year Old Exhibitors

2208: 14-18 Year Old Exhibitors

Three Dimensional: The piece must be observable on at least three sides and should be either free-standing or prepared to be hung. Craft and pre-formed or assembled projects are not acceptable.

2209: 7-9 Year Old Exhibitors

2210: 10-13 Year Old Exhibitors

2211: 14-18 Year Old Exhibitors

General Crafts: This category incorporates miscellaneous pieces that do not correspond to the four, above-mentioned categories.

2212: 7-9 Year Old Exhibitors

2213: 10-13 Year Old Exhibitors

2214: 14-18 Year Old Exhibitors

Western Heritage (See Section 26)

*Kits and preformed molds are not considered original and are not acceptable in any Visual Arts Class. Combining parts of different patterns (pictures, photographs, images from the internet or a magazine) with the member's own ideas can result in an original design, but simply changing the color, pattern, and/or size of a pattern does not make the design original. If you create a replica of what you see somewhere else (i.e. Pinterest), it is not your original design. If a photo, sketch, or other idea source was used, submit it with your entry, firmly attached to your exhibit.

Division B- FIBER ARTS

Judging will be on July 15, 2023 (see schedule) in conjunction with the Clothing Construction Judging at Kelly Hall. Pre-entry required.

1. Fiber Arts is defined as any method of creating a unique design with fiber, fabric or yarn. This may include: making fabric (such as weaving, crochet, knitting, needlepoint) or when existing fabric is changed into something quite different (such as

quilting or embroidery or ethnic art.) Ethnic Fiber Arts should use a fiber, yarn or fabric to create the design exhibit. Non-textile (examples include wood, reed, straw, grass, etc.) baskets/pieces should be entered in the Visual Arts Division.

2. No exhibit will be released for any other use. Heritage Fiber arts exhibits cannot be used for any of the Family & Consumer Sciences Clothing Classes.

Identification Label:

a. Type or print on 3" x 2.5" piece of cloth: class number, county and exhibitor's name.

b. Sew or safety pin this ID label on the corner of flat articles

c. For garments, attach an ID label to the front left shoulder seam, or left side of the waistband, as if you were wearing the garment.

3. When articles which are normally worn as a pair are exhibited, both articles must be shown together. Fasten articles together securely with yarn.

4. Special consideration will be given to articles which are of original design. Such articles should have a note attached explaining the original design.

5. The exhibitor should attach an index card, no larger than 4" x 6", with the entry form to give the judge any information on what parts of the exhibit they made, processes used, or other information which the exhibitor thinks would be helpful for the judge. For all items please indicate if the item was made from a kit, as well as fiber content, and specifically if they are made of at least 90% wool. For quilted items, indicate who did the quilting and binding.

6. Exhibitors are expected to be enrolled in the Fiber Art project in which they are entered. When the exhibit is a sewn garment that also includes one or more Fiber Art techniques (i.e. knitting, crochet, needle arts, or patchwork and quilting,) the determination of what division (Clothing or Fiber Arts) and class in which to enter will be left up to the 4-H participants.

7. All exhibits which need to be hung MUST have the appropriate saw tooth hanger, rod, wire or other mechanism attached in order to be properly displayed. If the necessary hardware is not attached, it may not be displayed.

8. There are no age specific classes in fiber arts. The Exhibitor's age and years in the project will be considered by judges.

Fiber Arts Classes

2221: Crochet, an article including felted items (see #6 above).

2222: Knitting, an article made either by hand or by knitting machine including felted items (see #6 above).

2223: Needle Arts, an article created by using any of the following techniques:

- a) Embroidery and cross-stitch
- b) Needlepoint
- c) Candle wicking
- d) Crewel
- e) Lacework
- f) Appliqué

2224: Patchwork or Quilted article- It is acceptable practice for the exhibitor to create the patchwork or quilted article and have someone else quilt it.

2225: Rug Making, a rug – acceptable techniques included braiding, latch hook, tying, floor cloth, etc. The finished product should be an item that would be an item used in the home.

2226: Spinning, a skein-minimum 10 yards in length

2227: Weaving, a woven article- Members should attach information about the type of loom or processes used.

2228: Ethnic Arts, an article: This is defined as a Fiber Art technique that is associated with a specific country or culture. It is a practical skill that was developed to provide basic family needs such as apparel, home furnishings or decorations. It is also defined as a method that has been maintained throughout history and passed on to others, often by observation and example, such as batik, Swedish huck towel weaving, mud cloth, bobbin weaving, tatting etc. Members should attach information on the history of the ethnic fiber art, where it was used, by whom, how it was used, short description of the technique, etc.

2229: Macramé, an article

2230: Other- any article not fitting into any of the above classes

2231: Fiber Arts Educational Notebook - Share with others what you learned in this project about a particular Fiber Art. Exhibits should be in the form of a notebook or binder. The notebook should include a narrative section describing the fiber art. It should include a clear description of the project, technique, budget, supplies, goals, accomplishments, successes, failures, and future plans. It may include samples of techniques, how-to's, photographs of completed projects, or other ways of educating others about fiber arts.

NOTE: A collection of brochures, web pages, patterns, record book forms, etc. does not constitute an educational notebook. Follow copyright laws as

explained in the General Rules as you are preparing your exhibit. Name, county and fiber art covered must be clearly marked in the notebook.

SECTION 23 – 4-H / FFA WILDLIFE

1. Only one entry per exhibitor
2. **Exhibitors must comply with state and federal laws.** It is illegal to possess threatened or endangered wildlife, or the feathers, nests, or eggs of non-game birds. Game birds and game animals taken legally during an open season may be used. The use of live wild animals in educational exhibits is prohibited.
3. KSRE, and the Coffey County Fair are not responsible for damage during the exhibition period.
4. Name, county, age and year in the project should be in a prominent location on the exhibit.
5. Notebooks and Displays will be judged on the following points:

Stopping Power.....	15
Interest, Holding Power....	15
4-H Project Application...	15
Mechanical Power.....	15
Personal Growth.....	25
Educational Value.....	25
Knowledge Shared. Credit all citations.	

6. Posters will be judged on the following points:

General Appearance.....	30
Information.....	50
Organization.....	20

*****NOTE:** Credit all citations, websites or other resources used in creating your exhibit.

Classes:

2300: Notebook. Contents pertain to some phase, results, story or information about the wildlife project

2301: Promotional Poster. Must be related to something learned in the wildlife project. (Flat poster board or foam board no larger than 22” x 28”)

2302: Educational Display. Must be directly related to the wildlife project. Maximum tri-fold size is 3’ x 4’.

2303: Taxidermy/Tanning Exhibit. Should include an attachment that shows the work in progress through photos with captions, or a detailed journaling of the process.

SECTION 24 – 4-H WOODWORK

1. Only those who have met the requirements of the woodwork project are eligible to exhibit in this division.
2. A total of four articles may be entered in any class or combination of classes.

3. The plan from which the exhibit was constructed that should also include material costs must be with the article. The plan may be a photocopy, the actual pattern, or a scale drawing. It must be complete and accurate to the extent that a duplicate article could be built using the plan as a guide. *Please note: a set of step by step instructions is not a plan.* Any project with missing or insufficient plans will be lowered one ribbon placing.
4. Refinished/ repaired furniture should be exhibited in Home Environment.

In judging woodworking articles, consideration will be given to: Workmanship, including the accuracy of plan, design, choice of wood, suitability and quality of finish, and usefulness.

5. Projects that have unsecured glass, i.e., glass shelves, glass top of a coffee table, etc. should not be brought to the fair. Glass that is secured in the project, i.e., glass in front of a gun case or cabinet, etc., is permissible since it cannot be easily removed.
6. The entry card, plans and all other paperwork should be secured to the project in some manner. Tape is usually not adequate to accomplish this. It is recommended to use a zip top plastic bag with a hole punched through it and using string to tie this to the exhibit.
7. Firearms and weapons are not to be entered or exhibited.
8. Entries made in classes 2401-2403 may qualify for State Fair.

Classes:

2401: Article for farm or shop use

2402: Furniture for household or lawn use.

2403: Other woodwork

2404: Woodwork made from a kit (*not eligible for KSF*)

SECTION 25 - CLOVERBUDS

ALL Cloverbud “handiwork” is to be exhibited as a single group. Cloverbud pets exhibition will be incorporated into a non-competitive section of the Dog and Hand Pet show. ALL Cloverbud exhibits will receive a Cloverbud ribbon with no associated premium. The Cloverbud exhibit also includes a “show and tell” portion in which the Cloverbud member may visit with a designated individual (i.e. judge or 4-H Ambassador, volunteer) about what they are exhibiting and what they have done. No competitive judging of the exhibit shall occur.

Cloverbuds may make up to three entries in class 2501, one entry in class 2502, and one entry in class 2503 Handiwork exhibits will be entered Wednesday, July 20 from 10:30-12:30. The “Show and Tell” will be done as exhibits are entered. Cloverbud Pets exhibits will be entered at the Dog, Cat and Hand Pet Show. **ALL CLOVERBUDS MUST COMPLETE PRE-ENTRIES with the Extension Office by 5 pm on June 28th.**

Classes:

2501 –“Handiwork” exhibits i.e. arts/crafts, foods, sewed items, etc.

2502 – Pets.

2503- Fashion Revue: Cloverbuds may model one outfit of their choosing at the 4-H clothing judging and fashion revue on Saturday, July 16th (outfit may be constructed or purchased).

SECTION 26- WESTERN HERITAGE

****NOT STATE FAIR ELIGIBLE****

Exhibits in this project area will be judged by their corresponding class areas but will be displayed together.

Western Heritage exhibitors do not have to be enrolled in the corresponding project area in which they are exhibiting as long as they are enrolled in Western Heritage. (i.e. to exhibit in Western Heritage Fashion Revue, one only has to be enrolled in the Western Heritage project, NOT in Clothing Construction or Buymanship).

All exhibits should follow the guidelines from the corresponding section. i.e. educational displays must meet size criteria and must be pre-entered by June 28th. Western Heritage exhibitors are limited to one exhibit per class.

Western Heritage Classes:

2601: Foods (may be perishable or non-perishable)

2602: Clothing Construction ***Pre-entry required**

2603: Fashion Revue (may be purchased or constructed) Fashion Revue will take place on Saturday, July 15th, at the 4-H building. For more information, visit Dept X Section 10 (Clothing)

Rules. ***Pre-entry required**

2604: Home Environment

2605: Educational Display

2606: Visual Arts

2607: Fiber Arts

Western Heritage Champion selected based on the number of Purple and Blue ribbons awarded.

**DEPARTMENT Y – AGRICULTURE
EDUCATION**

Vocational Agriculture Instructor – Superintendent

1. Projects must have been constructed in the Vocational Agriculture shop by vocational agriculture students.
2. Projects may have been used before exhibited but if so, it must be cleaned before displayed.
3. An exhibitor may exhibit more than one project but only one per class.
4. All entries must be pre-entered in the Extension Office by designated County Fair pre-entry deadline July 12th.
5. *Exhibits to be brought to the fairgrounds on designated project drop off days.*
6. All exhibits will be awarded one of the following: Blue, red, or white.
7. The top exhibit in each class will receive a special award.
8. The score card used for judging exhibits will be the same as used for the State Fair.

Section 50- Supervised Agricultural Experiences

Division A - Ag Communication SAE

Division B - Agricultural Mechanics SAE

Division C - Agricultural Sales & Services SAE

Division D - Outdoor Recreation SAE

Division E - Other FFA recognized SAE proficiency

Class

501. Educational display

Section 51 - Classroom Instruction

Class

511. Shop skills (to be displayed on the board panel.)

- a. Tool conditioning,
- b. Carpentry
- c. Forging
- d. Cold metal
- e. Welding
- f. Sheet metal

512. Freshman / Sophomore project

513. Junior/Senior Single Project

514. Junior/Senior, two or more project – display

- a. Tool Conditioning

SPORTSMANSHIP

Conduct becoming an individual involving fair and honest competition, courteous relations, and graceful acceptance of results.

The development of sportsmanship is an important part of youth development. To become contributing, competent, caring, capable adults, youth must develop the knowledge, skills, attitudes and aspirations of sportsmanship.

Parents and supporters are asked to help their children develop sportsmanship by setting a good example, and demonstrating sportsmanship before, during and after competitive programs.

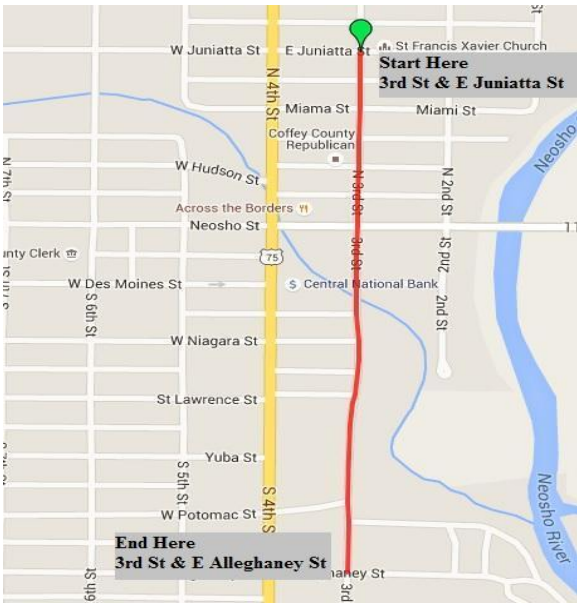
Examples of ways to help youth learn to be a fair and generous competitor, a good loser, and a graceful winner:

- 1) Teach youth sportsmanship. Require him/her to demonstrate sportsmanship before, during and following competitive activities.
- 2) Demonstrate and maintain high standards of personal behavior and conduct which become his/her as an individual and as a representative of your family, your club, your community and the program.
- 3) Learn and follow the rules.
- 4) Be objective.
- 5) Show integrity.
- 6) Be pleasant and nice toward other participants, spectators, program officials, judges, the media, supporters and others.
- 7) Accept the judge's suggestions and the results with a positive attitude.
- 8) Congratulate all the exhibitors.
- 9) Do not complain or make accusations about others unless you have hard proof and are willing to personally face the person being accused.
- 10) Thank leaders, program organizers, sponsors, judges and others.
- 11.) Applaud all exhibitors and groups. Express appreciation and admiration.
- 12.) Encourage youth to politely ask questions if they have them, express concerns they have, and make helpful suggestions to program officials and organizers.
- 13.) Enjoy the program and accept our appreciation for setting a good example.

**DEPARTMENT X- 4-H / FFA,
YOUTH ACTIVITIES**

LIVESTOCK WEIGH-IN & CHECK-IN.....	52
ROUND ROBIN SHOWMANSHIP CONTEST.....	52
YOUTH LIVESTOCK AUCTION.....	53
SECTION 1-BEEF.....	55
SECTION 1A-BUCKET CALF.....	57
SECTION 2-DAIRY.....	58
SECTION 3-SWINE.....	59
SECTION 4-SHEEP.....	60
SECTION 5-MEAT GOATS.....	61
SECTION 6-HORSES.....	62
SECTION 7-DOGS, CATS & HAND PETS.....	64
SECTION 8-POULTRY.....	65
SECTION 9-RABBITS.....	68
SECTION 10-CLOTHING.....	69
Clothing Construction Revue.....	71
Buymanship.....	72
SECTION 11-CROPS.....	73
SECTION 12-EDUCATIONAL OR INFORMATIONAL.....	75
Division A-Demonstrations & Illustrated Talks....	75
Division B-Booths, Banners.....	76
Division C-Miscellaneous.....	76
Division D-Shooting Sports.....	77
Division E-Forestry.....	78
Intermediate Forester.....	79
Sr. Forester.....	79
SECTION 13-4-H ENERGY MANAGEMENT.....	81
Division A-Electric/Electronics.....	81
Division B-Small Engines.....	82
Division C-Alternative Energy.....	82
SECTION 14-ENTOMOLOGY.....	82
SECTION 15-4-H FOOD NUTRITION.....	84
SECTION 16-FOOD PRESERVATION.....	88
SECTION 17-GEOLOGY and LAPIDARY.....	90
SECTION 18-HOME ENVIRONMENT.....	93
SECTION 19-HORTICULTURE.....	94
SECTION 20-PHOTOGRAPHY.....	95
SECTION 21-4-H SPACE TECH.....	100
Division A-Rocketry.....	100
Division B-Robotics.....	101
Division C-Astronomy.....	103
Division D-Computers.....	103
Division E-GPS/GIS.....	103
SECTION 22-VISUAL ARTS AND CRAFTS.....	105
Division A-Arts and Crafts, Visual Arts.....	105
Division B-Fiber Arts.....	106
SECTION 23-WILDLIFE.....	109
SECTION 24-WOODWORK.....	109
SECTION 25-CLOVERBUDS.....	110
SECTION 26-WESTERN HERITAGE.....	111

Parade Route



PARADE INFORMATION

Parade Registration: 5 to 5:45 p.m.
in front of St. Francis Xavier Parish Hall

Parade line up:
3rd and E. Juniatta St

Parade Route: 6 p.m.-Travel south on 3rd St. Turn right or west at Alleghany St. where the parade will end. Parade entrants should cross Highway 75 to disband with the assistance of officials.

Floats with children may travel south on 3rd Street to ball diamonds instead of crossing Highway 75 to disband.

Please refrain from traveling down Highway 75 with parade entries.

Participants and entries in the parade, please observe the safety and welfare of all others in the formation of the parade.

No throwing of candy or objects from parade procession participants.

Candy/objects may be handed out.

FAIR PARADE ENTRY FORM

Name _____

Address _____

Check Type of Entry

- (A)___ Decorated Pet
- (B)___ Decorated Bicycle or Wagon
- (C)___ Classic Car or Pickup (orig.)
- (D)___ Modified Car or Pickup
- (E)___ Oldest Driven Car or Pickup
- (F)___ Oldest Tractor
- (G)___ Most Rare Tractor
- (H)___ Oldest Person in Parade
- (I)___ Child Rider (under 12) & Horse
- (J)___ Male Rider(best dressed) & Horse
- (K)___ Female Rider(best dressed) & Horse
- (L)___ Horse & Carriage
- (M)___ Oddities
- (N)___ Business Floats
- (O)___ Floats
- (P)___ Team w/Wagon/Implement
- (Q)___ Mule and Rider

PRIZES

Floats: 1st-\$100, 2nd-\$75, 3rd-\$50, 4th-\$25

Individuals: 1st-\$5, 2nd-\$2.50

Business Floats: 1st-\$30, 2nd-\$25, 3rd-\$20


All other floats entered-\$10

Prize money may be collected on Sunday,

2:30-4 p.m. at Kelley Hall, Fairgrounds.

Thank you to these businesses for providing extra sponsorship this year.

Burlington Jaynes
Burlington Recreation Center
Citizens State Bank
Coffey County Arts Council
Coffey County Chamber of Commerce
Coffey County First Responders
Coffey County Library System
Hoovers Thriftway
Kirchner Chiropractic
MOPS and MOPS Next
Thomsen & Sons



COOK'S PLUMBING
Serving the community over 30 years

NEAL COOK
Head Technician
Office 620-364-2866

Fax 620-364-2831

507 Neosho St.
Burlington, KS 66839
Plumbing, Trenching, Backhoe, HVAC
COOKPLB@EMBARQMAIL.COM



CITIZENS STATE BANK

Built on the Past

Banking for the Future

Gridley • Burlington • New Strawn
LeRoy • Madison • Lyndon • Olpe
Hamilton • Cottonwood Falls • Emporia



EQUAL HOUSING
LENDER

Member
FDIC

www.bankcsb.biz

**Have
Breakfast
with us
Saturday,
July 22nd
7 to 9 a.m.
under the
Grandstand
at
Kelley Park**

Sponsored by:



**Central
National Bank**
Money for Life

Member FDIC